

SUPERCARGE
YOUR JOURNEY

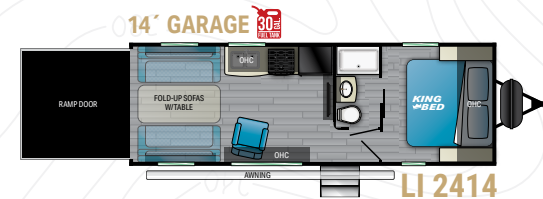


LITHIUM

 BROUGHT TO YOU BY
HEARTLAND

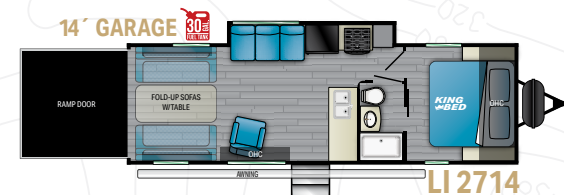
TOP 5 EXTERIOR FEATURES

- 1 | 30 Gallon off-grid fueling station
- 2 | E-Rated tires - highest rated tires in its class
- 3 | Secure and stable fold-up steps
- 4 | Full length awning for maximum protection and shade
- 5 | Galvanized steel wheel wells and front rock guard for protection



LENGTH: 29'2" | HEIGHT: 12'2" | HITCH: 1,060 LBS.

DRY: 6,360 LBS. | GVWR: 10,600 LBS. | SLEEP CAPACITY: 3-4

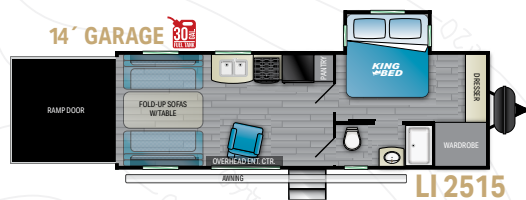


LENGTH: 31'6 3/8" | HEIGHT: 12'2" | HITCH: 1,510 LBS.

DRY: 7,900 LBS. | GVWR: 11,910 LBS. | SLEEP CAPACITY: 7-8

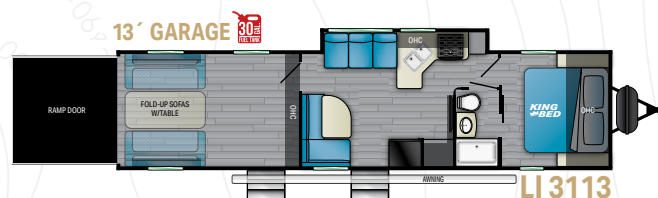
TOP 5 INTERIOR FEATURES

- 1 | King size walk around beds on every floor plan
- 2 | Secure tie downs in the garage featuring more than any other brand
- 3 | Durable Diamond garage floor and entry providing one of the most durable flooring for driving in toys
- 4 | 8' Ceiling to fit all your toys
- 5 | 10.7 ft.³ refrigerator / 12 Volt with doodle station



LENGTH: TBD | **HEIGHT:** 12'2" | **HITCH:** TBD LBS.

DRY: TBD LBS. | **GVWR:** TBD LBS. | **SLEEP CAPACITY:** TBD



LENGTH: 38'7 7/8" | **HEIGHT:** 12'2" | **HITCH:** 1,550 LBS.

DRY: 8,850 LBS. | **GVWR:** 12,400 LBS. | **SLEEP CAPACITY:** 5-6



LITHIUM POWER PACKAGE:

- Flip Down Entry Step
- 3 Burner Oven
- Night Shades
- LED Interior Lights
- ABS Tub / Shower Surround
- E-Rated Tires
- Black Flush Tank
- Radius Tinted Windows with Safety Glass
- 6 Gal. DSI Gas / Electric Water Heater
- Brushed Nickle Pull-Out Faucet
- Stainless Steel Sink
- Ball Bearing Drawer Guides
- Range Hood with Light & Exhaust Fan
- Microwave
- Finished Drawer Boxes
- 10.7 Cu. Ft. 12 Volt Refrigerator
- Quilted Bedspread
- Power Vent Over Tub
- Residential Patterned Shower Curtain
- Cable TV Hook Up with RG6 Coax Cable
- Outside Outlet
- XL Entry Grab Handle
- Overhead Cabinets Above Sofa Sleeper in the Super Slides
- Systems Monitor Panel
- LP Bottle Cover
- Front Diamond Plate Stone Guard
- Exterior Speakers
- Deep Flush Floor Slides
- Wood Pocket Door Enclosures
- 12 Volt Wireless Charging Station
- AM/FM Stereo with Bluetooth & MP3 Hookup
- LED Lighted Strip Above Slide Fascia
- Electric Rack & Pinon Slide out System
- Dexter Axels
- Garage Tie Downs
- Magnetic Garage Screen
- 1-Reclining swivel rocking chair. (Except 3113)

LITHIUM CONVENIENCE PACKAGE:

- Power Awning with LED Light Strip
- Power Tongue Jacks
- Power Stabilizer Jacks
- Enclosed Underbelly
- LED Lighted Exterior Carriage
- Spare Tire

INTERIOR UPGRADES:

- Rear Electric Queen Bed with Convertible Sofa
- 8 Cube Gas / Electric Refer (N/A 2714 & 3116)

HEATING AND COOLING UPGRADES:

- 50 AMP Service - Forced with 2nd A/C
- 2nd A/C


EXTERIOR OPTIONS:

- Ramp Patio Rail Kit

SPECIAL FEATURES



Secure Tie Downs



Durable Diamond Floors

INTERIOR FABRIC DECOR



Mackinac

VISIT US ONLINE



For more information and to take a virtual walk-through, visit www.heartlandrvs.com

Your authorized Heartland dealer: