



TOP 5

EXTERIOR FEATURES

- 1| Armor Guard wrapped skirting for protection
- 2| Industry first Grill and Go 25" residential pull out 3 burner griddle grill combo
- 3| Weather Proof Ramp Door with self locking compression latch and space saving aluminum powder coated rail kit
- 4| Azdel laminated sidewalls with a composite substrate creating a lightweight, sound barrier and excellent insulation value
- 5| Easy Step Solid quad step for the main living and quad step garage entry.

TOP 5

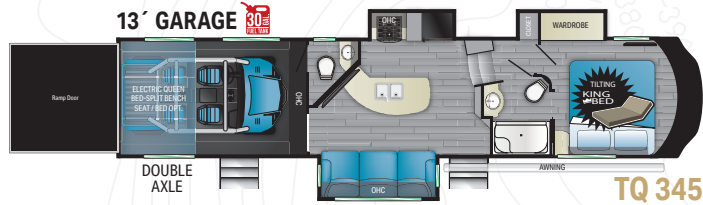
INTERIOR FEATURES

- 1| Full Height Shaker Cabinetry with 25% more storage making it the largest in their class.
- 2| Flush Floors bath deck with full ceiling height in bedroom. Along with "swift space" workstation
- 3| Culinary Kitchen workspace with industry leading spacious countertops and residential microwave
- 4| Tilting King Bedroom Suite with 30% more bedroom floor space and walk-in closet
- 5| Industry exclusive rear facing lofts, allowing for more storage



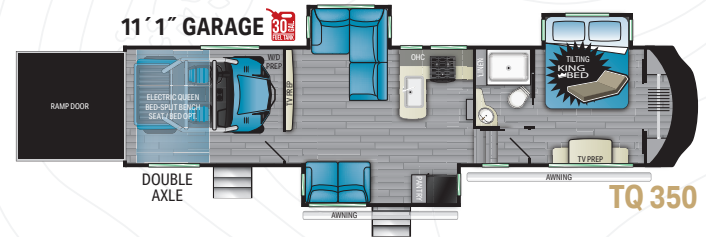
TORQUE

| FIFTH WHEEL



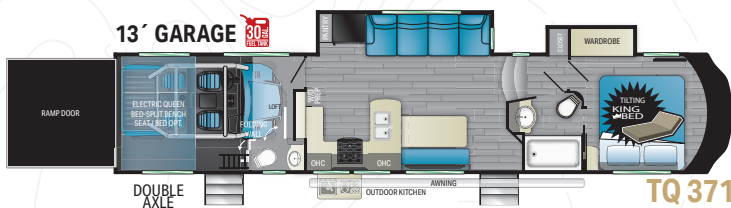
TQ 345

LENGTH - 40' 4" | HEIGHT - 13' 3" | HITCH - 3,445 LBS.
DRY - 13,670 LBS. | GVWR - 17,000 LBS. | SLEEP CAPACITY - 7-8



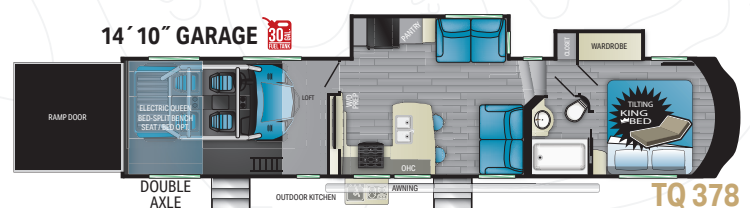
TQ 350

LENGTH - 39' 11" | HEIGHT - 13' 3" | HITCH - 3,035 LBS.
DRY - 13,300 LBS. | GVWR - 17,000 LBS. | SLEEP CAPACITY - 5-6



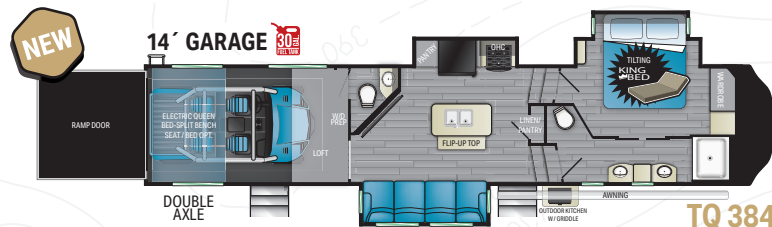
TQ 371

LENGTH - 42' 11" | HEIGHT - 13' 3" | HITCH - 3,205 LBS.
DRY - 14,145 LBS. | GVWR - 17,000 LBS. | SLEEP CAPACITY - 7-8



TQ 378

LENGTH - 42' 11" | HEIGHT - 13' 3" | HITCH - 3,285 LBS.
DRY - 13,790 LBS. | GVWR - 17,000 LBS. | SLEEP CAPACITY - 5-6



TQ 384

LENGTH - TBD | HEIGHT - TBD | HITCH - TBD LBS.
DRY - TBD LBS. | GVWR - TBD LBS. | SLEEP CAPACITY - TBD

Product information is as accurate as possible as of the date of publication of this brochure. Due to Heartland's commitment to continuous product improvement, floorplans, materials, components, features, measurements, specifications, options, etc. are subject to change at any time without notice or obligation. In certain conditions some additional equipment may be needed. Photos may show optional equipment or props used for photography purposes only. Heartland has listed the approximate base weight of the trailer without the optional equipment included. Optional equipment will impact the weight of the trailer. Please locate the weight sticker attached to the trailer you are considering for the most accurate trailer weight. Tow Vehicle Caution: Owners of Heartland recreational vehicles are solely responsible for the selection and proper use of tow vehicles. All customers should consult with the motor vehicle manufacturer or their dealer concerning the purchase and use of suitable tow vehicles for Heartland products. Heartland disclaims any liability or damages suffered as a result of the selection, operation, use or misuse of a tow vehicle. Heartland's limited warranty does not cover damage to the recreational vehicle or the tow vehicle as a result of the selection of the tow vehicle. Overall length for a Fifth Wheel is defined as the body length of the trailer excluding hitch meaning bumper to cap. The overall length for a Travel Trailer is defined as the body length of the trailer including hitch, meaning bumper to hitch/pin) It does not include rear ladder of spare tire. Optional pin boxes will affect overall length. 7/21