

PROWLER



HERE'S TO THE NEXT 50 YEARS



BROUGHT TO YOU BY
HEARTLAND®

TOP 5 EXTERIOR FEATURES

1. **MEGA Bright Pass-Thru Storage** - Unmatched Storage with 52 cu. ft of storage, mega sized access doors, LED lights on both sides and finished on the inside for protection.
2. **Easy Button Set Up** - Camping Made Easy with power stabilizer jacks, adjustable power awning, and power lighted tongue jack (optional).
3. **Secure Access System** - Secure fold out main entry step with adjustable legs, extra large top step and oversized fold out grab handle.
4. **Performastructure Aluminum Front Wall** - Superior Aero Performance for better wind and water deflection plus an aluminum front which is 60% thicker than most competitors.
5. **Tailgate Package** - LP Quick disconnect for your grill and TV hookup with exterior speakers.



The new Prowler performastructure aluminum front wall has superior wind and water deflection with an additional aluminum front cap which is 60% thicker than most competitors.

TOP 5 INTERIOR FEATURES

1. **H Blast AC** - Unmatched Cooling Performance up to 50% more A/C ducts for better and more efficient air circulation.
2. **Prowler Super Den** - Full size residential queen bed, full length dual wardrobes, integrated lighting, USB charging and CPAP storage.
3. **EZ Clean Interior** - No carpet, full linoleum on main floor and woven flooring in slideouts.
4. **Panoramic Windows** - Oversized Windows that Open for maximum ventilation and view.
5. **At Home Kitchen** - Extra large residential refrigerator with 10 cu. ft. of storage, Duralast countertops, and stainless steel double bowl undermount sink.



50+ years
BRAND HISTORY



Our Prowler Super Den features a full size residential queen bed with under-bed storage, full length wardrobes, and charging stations on both sides of the bed.



For more information and to take a virtual walk-through, visit www.heartlandrvs.com



Superior aero performance for better wind and water
towing than most competitors.



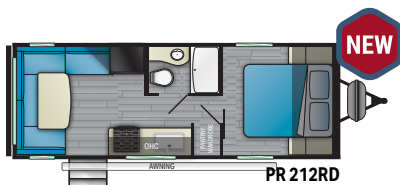
Get ready for outdoor cooking and entertaining. Each Prowler contains our tailgate package which comes equipped with LP quick disconnect for your grill and TV hookup with exterior speakers. Models with our Camp Kitchens come equipped with a griddle.



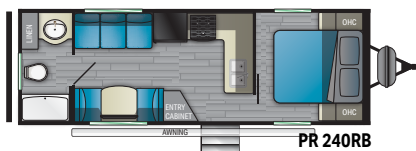
Storage under the bed
for your gear.



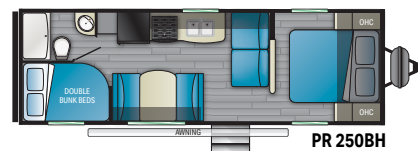
Newly designed kitchen comes standard with extra large residential refrigerator, Duralast countertops and stainless steel double bowl undermount sink.



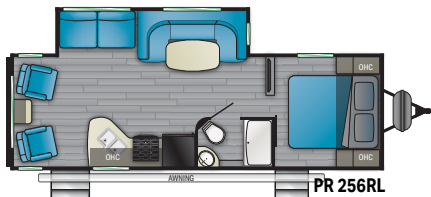
Length - 25' 11"
Height - 11' 2"
Dry - 4,650 lbs.
GVWR - 7,570 lbs.
Hitch - 570 lbs.



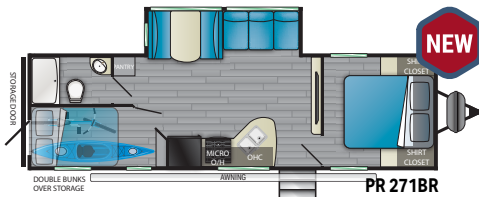
Length - 28' 6"
Height - 11' 2"
Dry - 5,000 lbs.
GVWR - 6,900 lbs.
Hitch - 610 lbs.



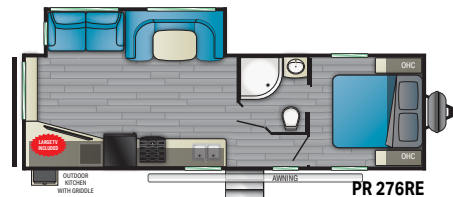
Length - 29' 7"
Height - 11' 2"
Dry - 4,814 lbs.
GVWR - 6,900 lbs.
Hitch - 528 lbs.



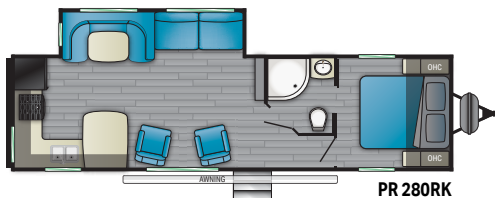
Length - 30' 0"
Height - 11' 2"
Dry - 6,134 lbs.
GVWR - 7,600 lbs.
Hitch - 620 lbs.



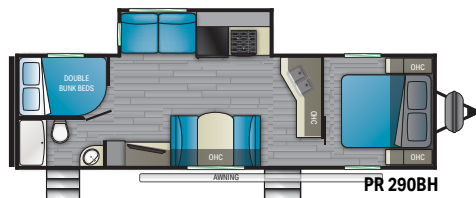
Length - 31' 10"
Height - 11' 2"
Dry - 6,570 lbs.
GVWR - 7,880
Hitch - 880 lbs.



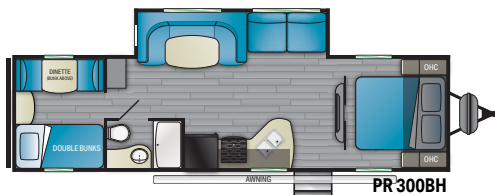
Length - 32' 0"
Height - 11' 2"
Dry - 6,360 lbs.
GVWR - 7,700 lbs.
Hitch - 480 lbs.



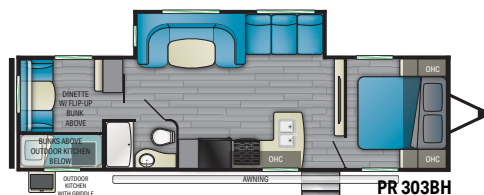
Length - 33' 11"
Height - 11' 2"
Dry - 6,840 lbs.
GVWR - 9,000 lbs.
Hitch - 820 lbs.



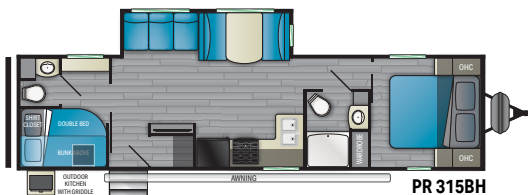
Length - 33' 8"
Height - 11' 2"
Dry - 6,840 lbs.
GVWR - 9,000 lbs.
Hitch - 820 lbs.



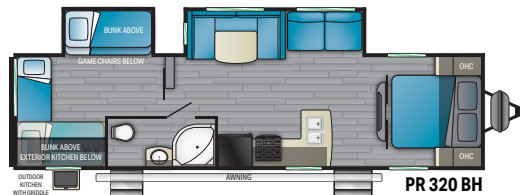
Length - 34' 7"
Height - 11' 2"
Dry - 6,785 lbs.
GVWR - 9,000 lbs.
Hitch - 875 lbs.



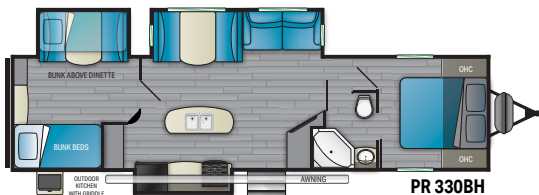
Length - 35' 5"
Height - 11' 2"
Dry - 6,970 lbs.
GVWR - 9,000 lbs.
Hitch - 750 lbs.



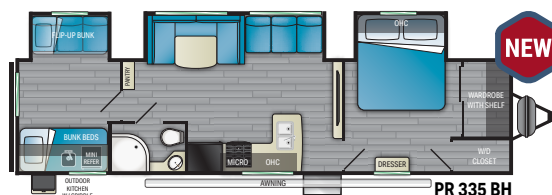
Length - 36' 11"
Height - 11' 4"
Dry - 7,240 lbs.
GVWR - 9,600 lbs.
Hitch - 810 lbs.



Length - 36' 9"
Height - 11' 4"
Dry - 7,980 lbs.
GVWR - 9,600 lbs.
Hitch - 940 lbs.



Length - 37' 4"
Height - 11' 4"
Dry - 8,984 lbs.
GVWR - 9,990 lbs.
Hitch - 928 lbs.



Length - TBD
Height - TBD
Dry - TBD
GVWR - TBD
Hitch - TBD

HEARTLAND

WWW.HEARTLANDRV.COM



Product information is as accurate as possible as of the date of publication of this brochure. Due to Heartland's commitment to continuous product improvement, floorplans, materials, components, features, measurements, specifications, options, etc. are subject to change at any time without notice or obligation. In certain conditions some additional equipment may be needed. Photos may show optional equipment or props used for photography purposes only. Heartland has listed the approximate base weight of the trailer without the optional equipment included. Optional equipment will impact the weight of the trailer. Please locate the weight sticker attached to the trailer you are considering for the most accurate trailer weight. Tow Vehicle Caution: Owners of Heartland recreational vehicles are solely responsible for the selection and proper use of tow vehicles. All customers should consult with the motor vehicle manufacturer or their dealer concerning the purchase and use of suitable tow vehicles for Heartland products. Heartland disclaims any liability or damages suffered as a result of the selection, operation, use or misuse of a tow vehicle. Heartland's limited warranty does not cover damage to the recreational vehicle or the tow vehicle as a result of the selection of the tow vehicle. Overall length for a Fifth Wheels is defined as the body length of the trailer excluding hitch meaning bumper to cap. The overall length for a Travel Trailer is defined as the body length of the trailer including hitch, meaning bumper to hitch(pin). It does not include rear ladder of spare tire. Optional pin boxes will affect overall length.