

PIONEER



LEAD THE WAY

BROUGHT TO YOU BY
HEARTLAND

TOP 5 EXTERIOR FEATURES

- 1. **Flip-Down Storage Rack** – Store items like bikes, wood, coolers and more
- 2. **King Kong Pass-Thru Storage** - 52 cubic feet of storage and LED lights
- 3. **Hybrid Aluminum Front Profile** - Aerodynamic radius front cage structure for better wind and water deflection, adding strength and reduces tongue weight
- 4. **Pioneer Power Pack** - Power stabilizer jacks, power tongue jack and power awning
- 5. **EZ Camp Package** - Black tank flush, outside shower with hot and cold water, LP Quick connect, outside TV hookup and a flip down secure step with XL handle

* N/A - BH170, SS171



The all new Pioneer features a fresh modern interior decor and carpet free slideouts. The extra large windows provide a lot of extra light and can open to create a comfortable living space.



Our flip-down storage rack is perfect for the family to store bikes, wood, coolers and more. Also, our Pioneers come standard with large pass through storage featuring 52 cubic feet of space.

TOP 5 INTERIOR FEATURES

- 1. **Ultimate Kitchen** - Solid surface counter tops and large stainless steel sink with high rise faucets
- 2. **Carpet Free RV** - Full linoleum on the main floor and no carpet in slide outs
- 3. **Crossflow Windows** - Extra large windows that open allowing for cool fresh air
- 4. **Pioneer Master Suite** - Full size residential queen bed (60" x 80"), full length dual wardrobes with integrated lighting and USB charging, CPAP ready storage with full power access
- 5. **"Expect More" Standards** - 8 cubic feet gas/electric refrigerator with chalk board, front fireplaces (select floorplans), and 50 amp service & second ac prep (select floorplans)

* N/A - BH170, SS171



This ultimate kitchen comes with solid surface counter tops, large stainless steel sink, plenty of storage, glass cabinet inserts and 8 cubic foot refrigerator with a chalk board front.



Pioneer master suite features a 60"x 80" residential queen bed, full length dual wardrobes with integrated lighting and USB charging and CPAP ready storage with full power access.

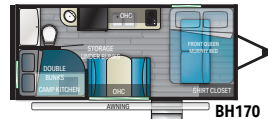


For more information and to take a virtual walk-through, visit www.heartlandrvs.com

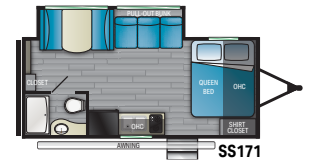


PIONEER


Pioneer is leading the way by offering a variety of floorplan options to fit your family's needs.



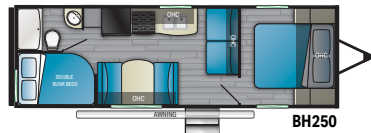
Length: 22' 6"
Height: 9' 10"
Dry: 3,690 lbs.
GVWR: 4,500 lbs.



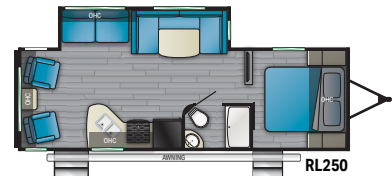
Length: 22' 9"
Height: 9' 10"
Dry: 4,008 lbs.
GVWR: 4,400 lbs.



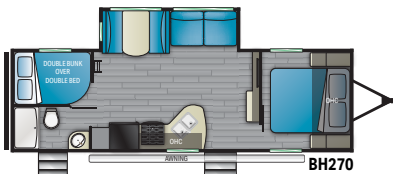
Length: 26' 10"
Height: 11' 0"
Dry: 4,728 lbs.
GVWR: 6,900 lbs.



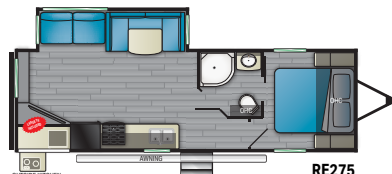
Length: 29' 10"
Height: 11' 0"
Dry: 5,175 lbs.
GVWR: 6,900 lbs.



Length: 30' 6"
Height: 11' 2"
Dry: 6,134 lbs.
GVWR: 7,600 lbs.



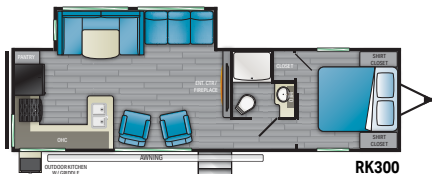
Length: 32' 7"
Height: 11' 2"
Dry: 6,354 lbs.
GVWR: 7,700 lbs.



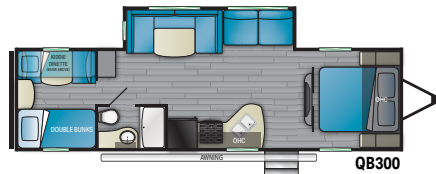
Length: 32' 6"
Height: 11' 2"
Dry: 6,416 lbs.
GVWR: 7,700 lbs.



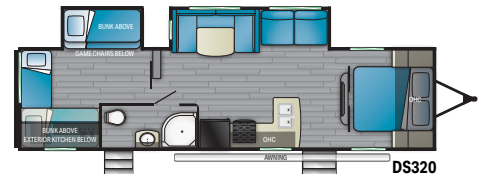
Length: 34' 6"
Height: 11' 2"
Dry: 6,810 lbs.
GVWR: 9,000 lbs.



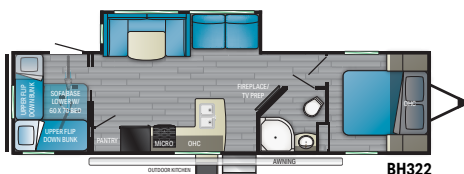
Length: 34' 5"
Height: 11' 2"
Dry: 6,912 lbs.
GVWR: 9,000 lbs.



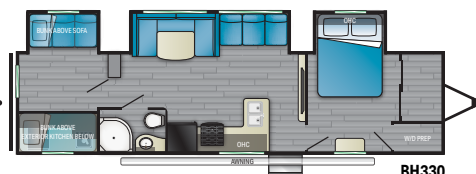
Length: 35' 0"
Height: 11' 2"
Dry: 6,896 lbs.
GVWR: 9,000 lbs.



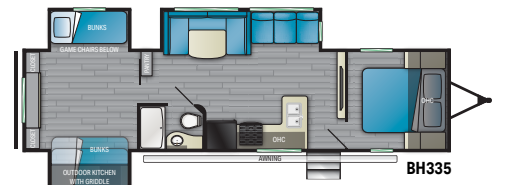
Length: 37' 5"
Height: 11' 4"
Dry: 7,696 lbs.
GVWR: 9,000 lbs.



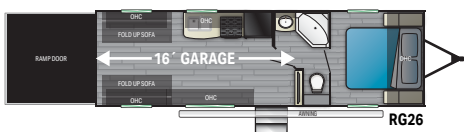
Length: 36' 11"
Height: 11' 4"
Dry: 7,436 lbs.
GVWR: 9,000 lbs.



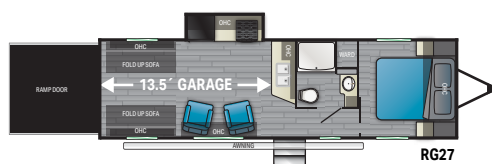
Length: 37' 7"
Height: 11' 4"
Dry: 8,926 lbs.
GVWR: 10,400 lbs.



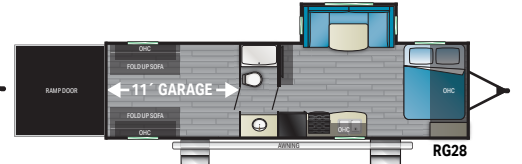
Length: TBD
Height: TBD
Dry: TBD
GVWR: TBD
Hitch: TBD



Length: 30' 8"
Height: 11' 2"
Dry: 5,254 lbs.
GVWR: 7,500 lbs.



Length: 32' 3"
Height: 11' 2"
Dry: 6,368 lbs.
GVWR: 9,000 lbs.



Length: 33' 8"
Height: 11' 4"
Dry: 6,558 lbs.
GVWR: 9,000 lbs.

HEARTLAND

WWW.HEARTLANDRV.COM



Product information is as accurate as possible as of the date of publication of this brochure. Due to Heartland's commitment to continuous product improvement, floorplans, materials, components, features, measurements, specifications, options, etc. are subject to change at any time without notice or obligation. In certain conditions some additional equipment may be needed. Photos may show optional equipment or props used for photography purposes only. Heartland has listed the approximate base weight of the trailer without the optional equipment included. Optional equipment will impact the weight of the trailer. Please locate the weight sticker attached to the trailer you are considering for the most accurate trailer weight. Tow Vehicle Caution: Owners of Heartland recreational vehicles are solely responsible for the selection and proper use of tow vehicles. All customers should consult with the motor vehicle manufacturer or their dealer concerning the purchase and use of suitable tow vehicles for Heartland products. Heartland disclaims any liability or damages suffered as a result of the selection, operation, use or misuse of a tow vehicle. Heartland's limited warranty does not cover damage to the recreational vehicle or the tow vehicle as a result of the selection of the tow vehicle. Overall length for a Fifth Wheels is defined as the body length of the trailer excluding hitch meaning bumper to cap. The overall length for a Travel Trailer is defined as the body length of the trailer including hitch, meaning bumper to hitch/pin. It does not include rear ladder of spare tire. Optional pin boxes will affect overall length.