

MALLARD

W E S T C O A S T



Available in lightweight single
and double axle floorplans

OUTFITTED FOR THE
GREAT OUTDOORS



BROUGHT TO YOU BY
HEARTLAND®

TOP 5 EXTERIOR FEATURES

1. **All new Super King Kong sized storage-** (67.5 cu.ft. of pass-thru storage)
2. **"S'more storage"** A place to store your grill tools, skewers and "S'more"
3. **Automotive grade** painted aerodynamic front cap
4. **MORryde Step Above®** exterior steps
5. **Glow in the dark** graphics



The Azdel and aluminum components of our laminated sidewall weigh less than wood. This process adds strength and durability that others are sacrificing by using heavy and less durable materials.



When it comes to RVing, storage is at a premium. Our King Kong sized pass through storage provides you with up to 67.5 cubic feet of storage.

TOP 5 INTERIOR FEATURES

1. **All new master chef kitchen** with new Infinity edge countertops and stainless undermount sink
2. **Select-a-Style**, reversible booth cushions – we pick the comfort, you pick the color
3. **Comfort Select memory foam** - King Memory foam and cooling gel infused mattress
4. **Soft glow** backlit fascia
5. **Newly designed entertainment center** with hidden storage



Our kitchens are equipped with Infinity edge countertops, stainless steel sink and top of the line appliances that even a master chef would appreciate.



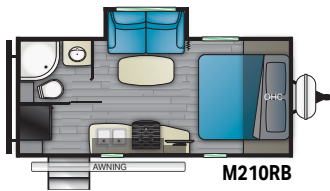
Fresh new interior with lighter floors and cabinets, designer accent walls, upgraded furniture and additional lighting features – all the features that make Mallard more than an RV, it's a home.



For more information and to take a virtual walk-through, visit www.heartlandrvs.com

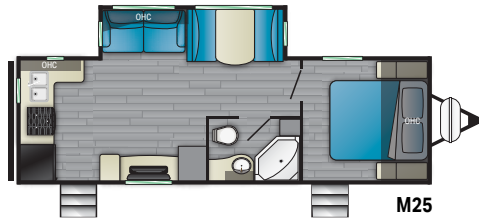


WEST COAST



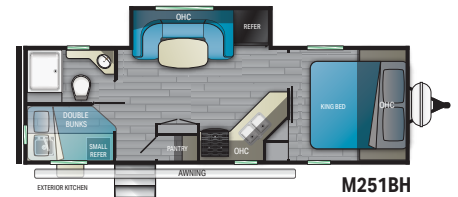
M210RB

Length - 22' 1" Dry - 4,598 lbs. Hitch - 550 lbs.
Height - 11' 4" GVWR - 6,900 lbs.



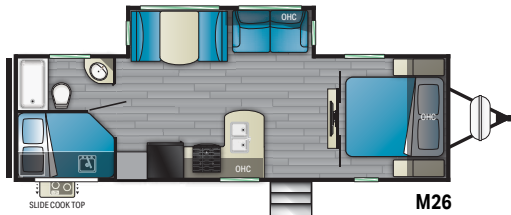
M25

Length - 30' 9" Dry - 5,968 lbs. Hitch - 640 lbs.
Height - 11' 4" GVWR - 7,400 lbs.



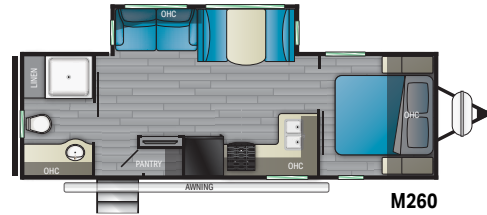
M251BH

Length - 30' 0" Dry - 6,110 lbs. Hitch - 882 lbs.
Height - 11' 4" GVWR - 7,882 lbs.



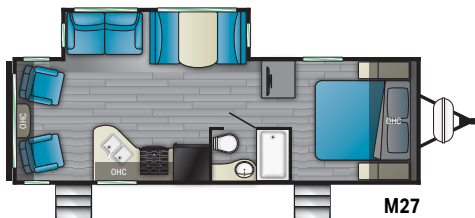
M26

Length - 32' 1" Dry - 5,996 lbs. Hitch - 641 lbs.
Height - 11' 4" GVWR - 8,600 lbs.



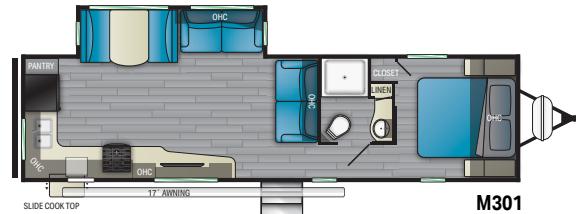
M260

Length - 31' Dry - 5,886 lbs. Hitch - 674 lbs.
Height - 11' 4" GVWR - 6,900 lbs.



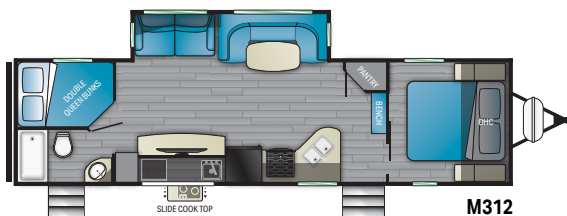
M27

Length - 30' 4" Dry - 5,672 lbs. Hitch - 638 lbs.
Height - 11' 4" GVWR - 6,900 lbs.



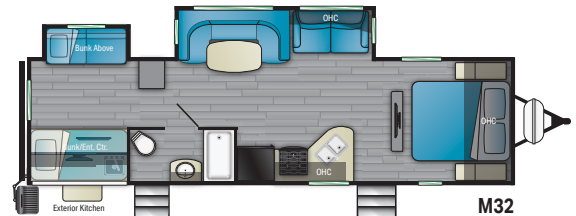
M301

Length - 36' Dry - 6,874 lbs. Hitch - 698 lbs.
Height - 11' 4" GVWR - 8,600 lbs.



M312

Length - 36' Dry - 7,012 lbs. Hitch - 672 lbs.
Height - 11' 4" GVWR - 8,600 lbs.



M32

Length - 34' 10" Dry - 6,926 lbs. Hitch - 670 lbs.
Height - 11' 4" GVWR - 8,600 lbs.



WWW.HEARTLANDRV.COM



Product information is as accurate as possible as of the date of publication of this brochure. Due to Heartland's commitment to continuous product improvement, floorplans, materials, components, features, measurements, specifications, options, etc. are subject to change at any time without notice or obligation. In certain conditions some additional equipment may be needed. Photos may show optional equipment or props used for photography purposes only. Heartland has listed the approximate base weight of the trailer without the optional equipment included. Optional equipment will impact the weight of the trailer. Please locate the weight sticker attached to the trailer you are considering for the most accurate trailer weight. Tow Vehicle Caution: Owners of Heartland recreational vehicles are solely responsible for the selection and proper use of tow vehicles. All customers should consult with the motor vehicle manufacturer or their dealer concerning the purchase and use of suitable tow vehicles for Heartland products. Heartland disclaims any liability or damages suffered as a result of the selection, operation, use or misuse of a tow vehicle. Heartland's limited warranty does not cover damage to the recreational vehicle or the tow vehicle as a result of the selection of the tow vehicle. Overall length for a Fifth Wheel is defined as the body length of the trailer excluding hitch meaning bumper to cap. The overall length for a Travel Trailer is defined as the body length of the trailer including hitch, meaning bumper to hitch(pin). It does not include rear ladder or spare tire. Optional pin boxes will affect overall length.