

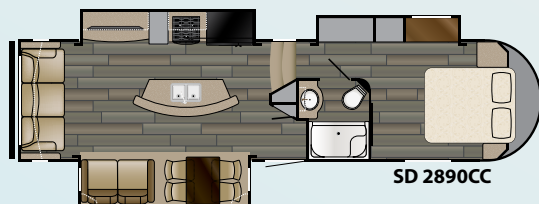
SUNDANCE

BY HEARTLAND

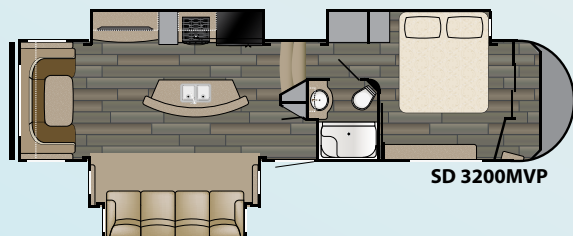


Lightweight - Luxury

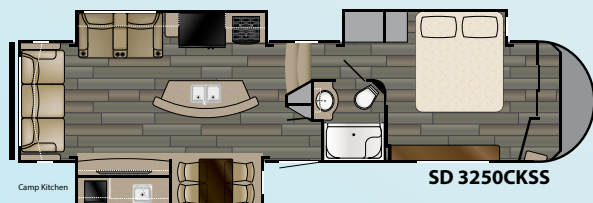




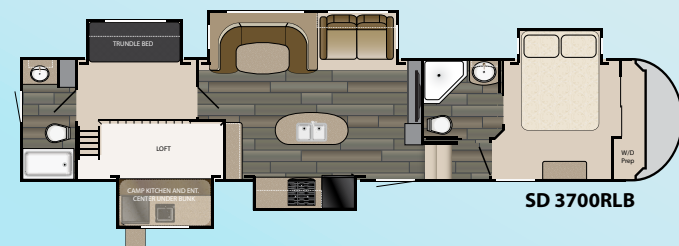
SD 2890CC




SD 3200MVP



SD 3250CKSS



SD 3700RLB



SD 3710MB

STANDARD FEATURES

EXTERIOR

- Universal docking center
- E-Z lube hubs
- Mor/Ryde suspension
- Electric patio awning with LED light
- Factory installed roof ladder (most models, N/A XLT)
- Exterior stereo speakers
- 1-Piece ABS underbelly
- FLEXFOIL insulation in underbelly
- FLEXFOIL insulation on bath/bed deck
- One-piece roofing material
- Large assist entry handle
- Dual 30 lb. LP tanks
- Exterior propane quick connect
- 30" radius entry door
- Water heater bypass
 - 50 Amp electrical service
 - Security light
- Painted aerodynamic fiberglass front cap with LED marker lighting
- Aluminum triple entry step
- Electric powered front jacks
- Spare tire
- Outside shower
- Aluminum wheels with Dexter axles
- "Correct Track" alignment system

PREMIER KITCHEN

- Solid surface countertops
- Deep 50/50 kitchen sink
- Full extension ball-bearing drawer guides
- Pull-out kitchen faucet
- Premium residential flooring
- Flush mounted range with glass top
- Stainless steel 8 Cu. Ft. refrigerator
- 30" OTR Microwave (most models, N/A XLT)

BATH

- Large shower (N/A XLT)
- Power roof vent
- Large medicine cab. with mirror and lights
- Porcelain toilet with foot flush
- Heat duct and A/C vents

BEDROOM

- Flush floor bed and bath upper deck (N/A XLT)
- Lift-up, finished bed storage
- Shoe rack in closet (bed slide models)
- Second A/C prep
- Washer dryer prep (most models, N/A XLT)

LIVING AREA

- Quick recovery gas/electric DSI hot water heater
- High-end push back recliners (some models)

SUNDANCE FIFTH WHEELS

MODEL	LENGTH	HEIGHT	DRY	GVWR	HITCH	TANKS
2890 CC	34' 10"	13' 3"	10,406	13,800	2,030	47 ^F 35 ^G 35 ^B
3200 MVP	36' 0"	12' 4"	12,429	15,000	2,165	47 ^F 70 ^G 35 ^B
3250 CKSS	37' 3"	13' 3"	TBD	15,000	TBD	TBD
3700 RLB	42' 1"	12' 6"	12,950	15,000	2,300	47 ^F 35 ^G 35 ^B
3710 MB	42' 2"	13' 3"	12,360	15,000	2,648	47 ^F 70 ^G 35 ^B

Note: Length defined as tow point (Ball coupler for travel trailers / King pin for 5th wheel trailers) to rear bumper. It does not include the rear ladder. Add 9" w/ Extended Pin Box

- Coat closet (most models)
- Flush floor slide-outs
- Adjustable A/C vents for improved air flow
- Sofa bed
- Over the slide room 9"x36" window (N/A XLT)
- 55" TV (N/A XLT)

POPULAR FEATURES:

- LED interior lighting
- Black tank flush system
- 12V AM/FM CD/DVD with Bluetooth
- 60" x 80" Queen bed

- 70"x 80" King bed (most models)
- Spring loaded hidden hinges
- Snap jack pins for landing gear
- 35,000 BTU high capacity furnace
- Tinted safety glass windows
- Slam latch compartment doors with magnetic catches
- 30" Friction - hinge door with large window
- Solar Prep.

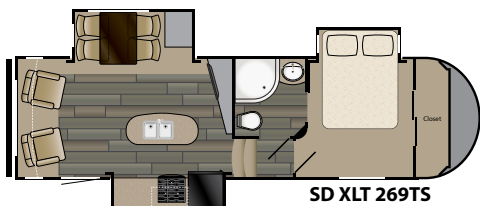
OPTIONS:

- Electric rear jacks
- Fireplace (where available)
- Free standing dinette chairs and table with storage

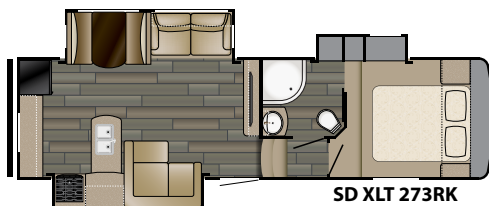
- U-shape dinette (3700 RLB, 3710 MB)
- Swivel glider recliners
- 15,000 BTU A/C
- Residential Refrigerator
- Dual pane windows
- 32" TV option (XLT)
- 2nd AC in bedroom
- Theater seating (3710 MB)
- Maxx Fan in living room (FW only)
- 4-point electric leveling (2890 CC, 3200 MVP)
- 6-point electric leveling (3700 RLB, 3710 MB, 3250 CKSS)

SUNDANCE FIFTH WHEELS XLT

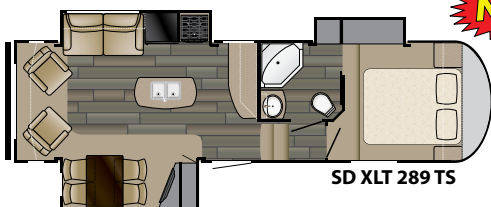
MODEL	LENGTH	HEIGHT	DRY	GVWR	HITCH	TANKS
XLT 269 TS	30' 2"	11' 10"	7,662	9,900	1,700	53 ^F 40 ^G 40 ^B
XLT 273 RK	31' 4"	11' 10"	TBD	9,900	TBD	53 ^F 40 ^G 40 ^B
XLT 289 TS	31' 4"	11' 10"	7,970	9,900	1,660	53 ^F 40 ^G 40 ^B
XLT 295 BH	33' 11"	11' 10"	8,190	9,900	8,624	53 ^F 40 ^G 40 ^B
XLT 297 QB	34' 7"	11' 10"	TBD	TBD	TBD	53 ^F 40 ^G 40 ^B



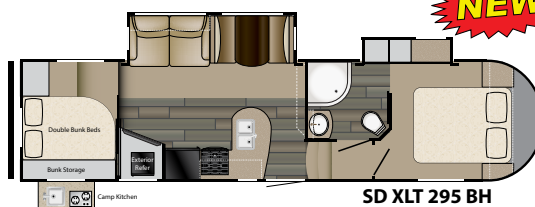
SD XLT 269TS



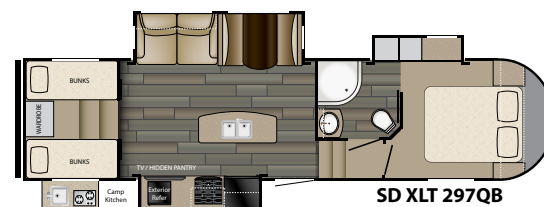
SD XLT 273RK



SD XLT 289TS



SD XLT 295BH



SD XLT 297QB





Heartland Recreational Vehicles
2831 Dexter Drive • Elkhart, IN 46514 • 574-262-5992

Community. Convenience. Close-to-home.

Where you purchase your recreational vehicle is ultimately your decision but Heartland urges you to consider buying at your local dealer. Dealers are part of your community, providing jobs and contributing to your local economy. These dealers are under obligation to provide warranty service for products they sell, but are not legally required to service products purchased from other dealers. At some point, you may need to return to the dealer you buy from - why not stay close to home? After all, home is where your Heartland is!

BENEFITS OF PURCHASING YOUR RV LOCALLY:

- You enjoy valuable relationship building with Dealer Representatives, close to your home, who will explain the features and benefits of the product.
- You receive a full product orientation prior to delivery, which includes hands-on directions for many of the coach's systems and functions. You are also introduced to the Dealership's Service/Parts/Warranty personnel who are at the ready to help you with any issues you may encounter, now and in the future.
- You enjoy customer PRIORITY. Dealerships generally service their purchasing customers first - others may experience long delays and miss opportunities to use their RV. What is it worth for you to have a dealership's full attention and motivation to satisfy you when you need service - in a timely manner?
- Valuable TAX dollars and jobs stay in YOUR community which pays for your roads, schools, police and fire departments.

DON'T UNDERESTIMATE CUSTOMER SERVICE AND PERSONAL CARE!

For Canadian Residents: If you purchase an RV out-of-country, there are additional fees, taxes and inspections that must be met before bringing your product home. Your local Canadian dealers are experts in these provisions.

Visit HEARTLAND on:



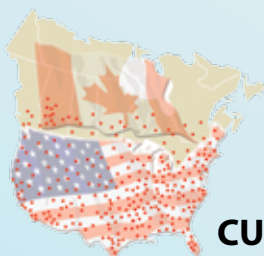
Your Authorized Heartland Dealer:

HEARTLAND PROUDLY PARTNERS WITH THE HIGHEST QUALITY VENDORS
in manufacturing our recreational vehicles:



SUNDANCE

BY HEARTLAND



HEARTLAND CUSTOMER SERVICE WE'VE GOT YOUR BACK!

Over 40 men and women located in a dedicated facility servicing our customers every day. With a dealer network of over 400 locations across the U.S. and Canada, you're never far from an authorized Heartland dealer.

www.HEARTLANDRVs.com



Experience:

Product Walk-Through Videos
Side By Side Comparisons
Feature Videos • Photo Galleries
Virtual 360° Tours
Detailed Floor Plans
News • Testimonials
Dealer Locator • Owners Club
Customer Service • Service Locator
and More at our Informative Web Site



Product information is as accurate as possible as of the date of publication of this brochure. Due to Heartland's commitment to continuous product improvement - floorplans, materials, components, features, measurements, specifications, options, etc. are subject to change at any time without notice or obligation. In certain conditions some additional equipment may be needed. Photos may show optional equipment or props used for photography purposes only.

Heartland has listed the approximate base weight of the trailer without the option equipment included. Option equipment will impact the weight of the trailer. Please locate the weight sticker attached to the trailer you are considering for the most accurate trailer weight.

Tow Vehicle Caution: Owners of Heartland recreational vehicles are solely responsible for the selection and proper use of tow vehicles. All customers should consult with a motor vehicle manufacturer or their dealer concerning the purchase and use of suitable tow vehicles for Heartland products. Heartland disclaims any liability or damages suffered as a result of the selection, operation, use or misuse of a tow vehicle. Heartland's limited warranty does not cover damage to the recreational vehicle or the tow vehicle as a result of the selection of the tow vehicle.