

SUNDANCE ^{BY HEARTLAND} XLT



ULTRA-LITE
CAMPING FOR ALL!

Visit HEARTLAND on:





291 QB Shown in Colorado Decor



291 QB



The New Sundance XLT is Ultra-Lite camping for All! Our trailers feature aluminum construction, laminated walls and front caps. XLT's aerodynamically designed travel trailers are easily towed by more fuel efficient crossovers and lighter duty trucks. Our feature packed lightweight trailers are loaded with conveniences that will make your camping experience even more enjoyable. We offer plenty of options for families of all sizes, with many of our models sleeping up to 10 people. Whether you are looking for single, double or even triple slide layouts, you're sure to find the right travel trailer for your family in a Sundance XLT by Heartland RV."



CURVILINEAR ROOF



323 BH



Model 312 Pictured, Camp Kitchens vary by model



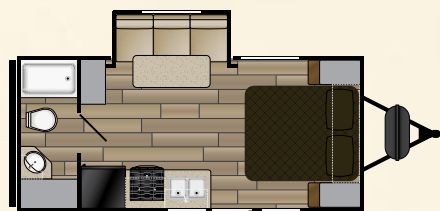
291 QB

Standard Features

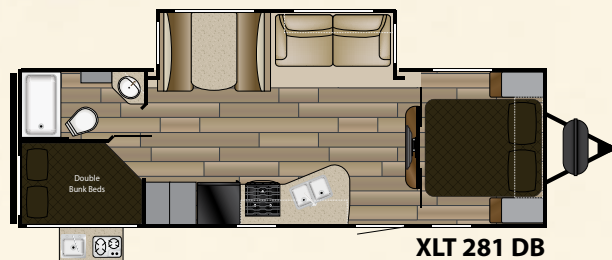
- LED interior lighting
- Block foam insulation
- Laminated sidewalls, rear wall and slide out walls
- Residential-style free standing furniture with top-stitching
- 6'11" vaulted ceiling
- Dual ducted 13.5 BTU A/C
- Hardwood framed cabinet doors
- Designer accent walls
- Shaw carpet with R2X stain-resistance treatment
- Steel ball-bearing, full extension drawer guides
- High-rise kitchen faucet
- Double door refer
- Charging station with 12v and USB
- High gloss tan fiberglass exterior
- White gelcoat fiberglass front cap with LED lighting
- Slam latch baggage doors with magnetic hinges
- E-Z lube hubs
- 30" main entry door with friction hinge
- Triple entry steps with courtesy lighting
- Electric awning with speakers
- LED awning light
- LED-lit pass-thru storage with garage flooring
- 6 gal DSI gas/electric water heater
- Electric slide-outs
- Black tank flush
- 5/8" tongue and groove plywood flooring

Options

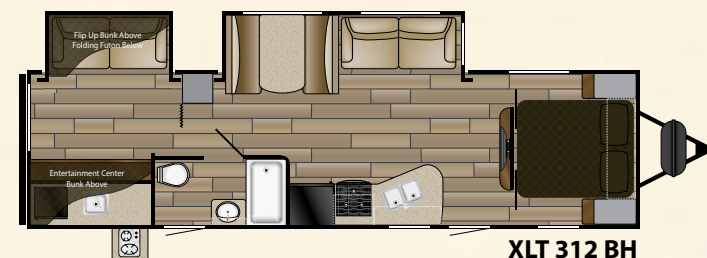
- LED TV
- Bumper Mount LP BBQ grill
- 15K BTU A/C upgrade
- 50 amp service (some models)
- 2nd 13.5k BTU A/C (requires 50 amp service)



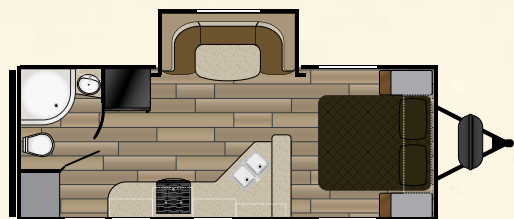
XLT 191 WB



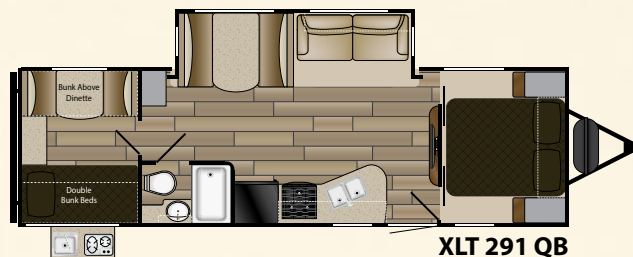
XLT 281 DB



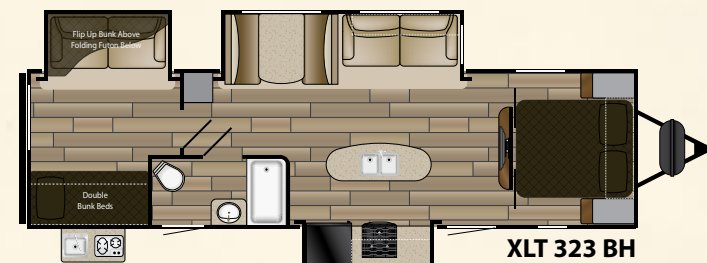
XLT 312 BH



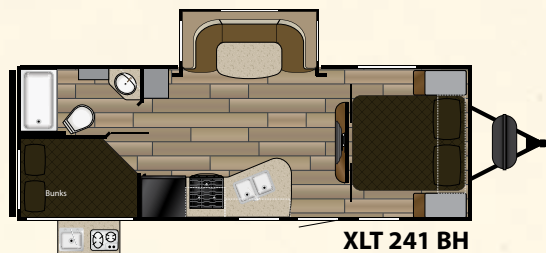
XLT 221 RB



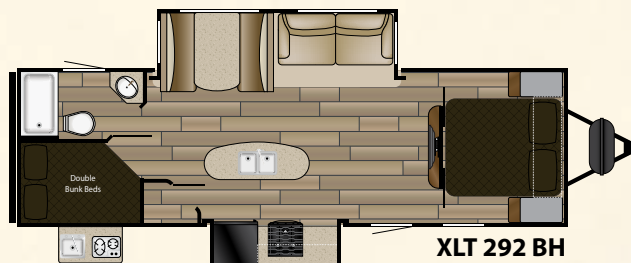
XLT 291 QB



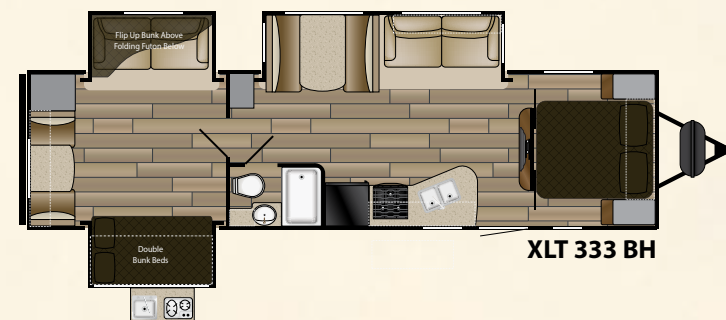
XLT 323 BH



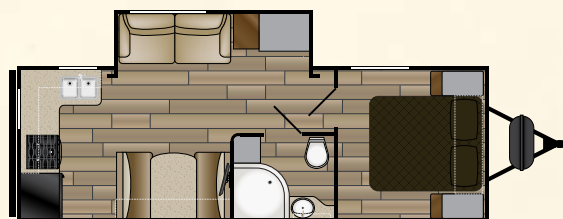
XLT 241 BH



XLT 292 BH



XLT 333 BH



XLT 261 RK

MODEL	191WB	221RB	241BH	261RK	281DB	291QB	292BH	312BH	323BH	333BH
Exterior Length	22'	25'-10"	27'-7"	28'6"	30'9"	31'11"	31'-11"	35'-5"	35'-5"	36'10"
Exterior Height (w/AC)	10'11"	10'-10"	10'-11"	11'	10'11"	10'11"	10'-10"	11'-2"	11'3"	11'3"
Dry Weight * (lbs.)	3,900	4,295	4,730	5,005	5,370	5,450	5,930	6,529	6,925	6,945
Hitch Weight (lbs.)	540	355	550	420	605	690	675	790	960	1060
GVWR (lbs.)	6,140	7,355	7,550	7,420	7,605	7,690	7,675	9,590	9,760	9,860
Fresh Tank (gal.)	44	44	44	44	44	44	44	44	44	44
Gray Tank (gal.)	38	38	38	(2) 38	38	38	(2) 38	38	38	38
Black Tank (gal.)	38	38	38	38	38	38	38	38	38	38

Your Authorized Heartland Dealer:



Heartland Recreational Vehicles
2831 Dexter Drive, Elkhart, IN 46514
574-262-5992
HEARTLANDRVS.COM

Product information is as accurate as possible as of the date of publication of this brochure. Due to Heartland's commitment to continuous product improvement - floorplans, materials, components, features, measurements, specifications, options, etc. are subject to change at any time without notice or obligation. In certain conditions some additional equipment may be needed. Photos may show optional equipment or props used for photography purposes only.

Heartland has listed the approximate base weight of the trailer without the option equipment included. Option equipment will impact the weight of the trailer. Please locate the weight sticker attached to the trailer you are considering for the most accurate trailer weight.

Tow Vehicle Caution: Owners of Heartland recreational vehicles are solely responsible for the selection and proper use of tow vehicles. All customers should consult with a motor vehicle manufacturer or their dealer concerning the purchase and use of suitable tow vehicles for Heartland products. Heartland disclaims any liability or damages suffered as a result of the selection, operation, use or misuse of a tow vehicle. Heartland's limited warranty does not cover damage to the recreational vehicle or the tow vehicle as a result of the selection of the tow vehicle.