

**ROAD WARRIOR**  
BY HEARTLAND


# HEARTLAND LUXURY CROSSOVERS CHAMPIONS OF THE ROAD...



Visit HEARTLAND on:







Model RW 427



Reclining Couch with Massage and fold-down backs complete with cup holders, USB and 110 volt outlets (RT package only)



Model RW 413

## ITS A LUXURY 5<sup>th</sup> WHEEL AND A TOY HAULER

Road Warrior Multi-Lifestyle Vehicles by Heartland combine all the best that fifth wheel RVing has to offer with the versatility of a toy hauler. ROAD WARRIOR offers unique floorplans, each providing the ultimate in interior spaciousness. Amish-crafted cabinets and residential solid surface counter tops for a truly luxurious look and feel. Elegant furnishings including LED lighting, hard sided window valances, night shades and built-in entertainment centers provide a unique touch you might not expect in a toy hauler. Road Warrior owners really enjoy amazing scenic views through oversized windows in the living areas.





Model RW 427



Model RW 413

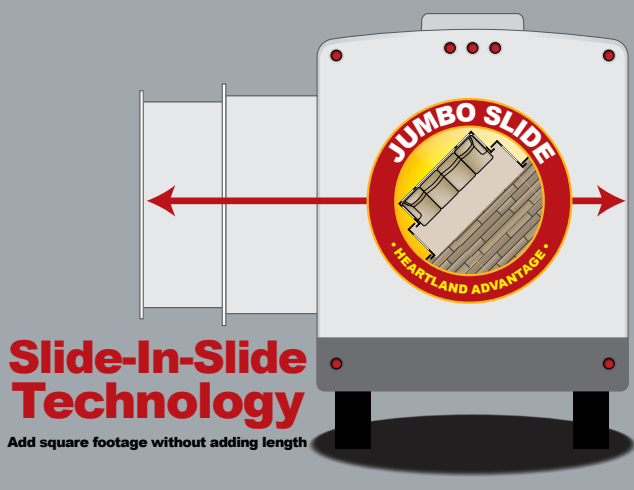


Model RW 413



Model RW 427





## Multi-Zone Entertainment

System features a LCD flat-screen TV and two stereo systems with multi-zone capabilities so that you can listen to music outside the coach while someone else watches a movie or listens to music inside the coach!



Light your task, set the mood or just kick back and relax. Enjoy perfect lighting throughout the CYCLONE.

# Ultimate **TAILGATING** More **FUN**

## More Ramp Patios

ROAD WARRIOR offers rear patio options on all models and side patios on select models. Enjoy over 75 square feet of additional space attached to the living area, up off the ground, dry and clean, covered by the awning and large enough to accommodate a bistro table and chairs for all your outdoor entertainment pleasure.



## Built-in Outdoor Speakers

ROAD WARRIOR owners can enjoy listening to their favorite CDs, catch up on the news, or listen to the big game on these powerful outdoor speakers, conveniently located patio side and easily controlled by the garage receiver.



## Ramp Door Patio Option

Turn your ramp door into a versatile patio area





# More **FEATURES**



**2x 15,000 BTU  
Standard Ducted  
A/C with optional  
3rd 15,000 BTU A/C**




**Standard 4-door  
refrigerator**



**Additional R38  
Radiant Technology,  
Insulation Standard**



**110 Volt holding  
tank heating pads,  
Insulated Main  
water line and  
12V auto sensing  
heater line.**



## **LEVEL-UP**

ONE TOUCH AUTOMATIC LEVELING OPTION



- Full 6-Point Leveling
- Front-to-Rear and Side-to-Side Leveling
- One power source
- Backup system in case of electrical failure
- Lightweight aluminum jacks
- Fully automatic leveling controls
- "Auto-Recall" Function: Remembers where tow vehicle was unhooked



- Utilizing a remote sensor located under the rear axle, the Level Up system accomplishes a level coach in seconds. This eliminates a time consuming and sometimes dirty task of manually leveling your coach.
  - Level Up's 6-Point leveling system achieves a level coach while easing undo stress on the chassis, windows and sidewall when the coach's slide-outs are extended or retracted.
- Stop wasting time setting up and get to camping!

## **Residential Furniture**



# More **VALUE**



### **Uninhibited Pass-Thru**

### **Exterior Storage**

Choose Road Warrior for superior industry leading engineering which results in larger, cleaner pass-through storage possibilities.

**SUPERIOR CONSTRUCTION AND DESIGN  
TRANSLATE INTO A SUPERIOR VALUE!**

## **THERMAL TESTED**

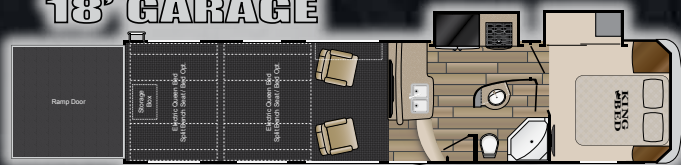
Heartland 5th wheel construction has been subjected to rigid testing in the famous DOMETIC Extreme temperature testing chamber. The testing chamber temperature is set to 0° to test the heating system, followed by setting it at 100° to test its cooling ability. With our thick 2" laminated walls, enclosed and heated underbelly and insulated floor - the interior of the Heartland coach remained warm and comfortable through out the sub-freezing testing and nice and cool during the extreme heat test!



Additional Equipment may be Required for Certain Climate Conditions

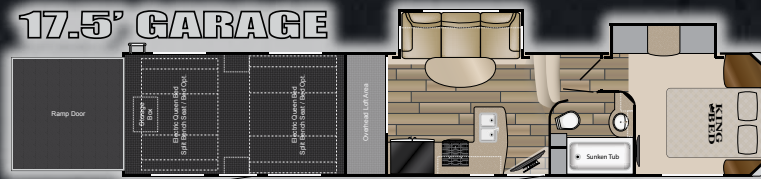


## 18' GARAGE



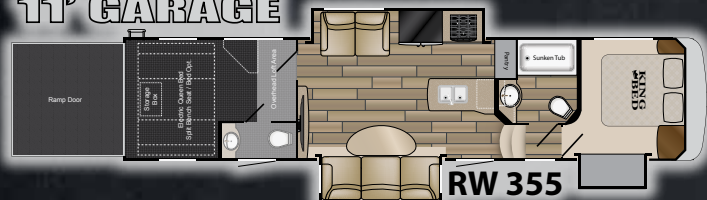
Length: 37' 9" Dry: TBD Hitch: TBD Height: 13' 3" **RW 348**

## 17.5' GARAGE



Length: 43' 6" Dry: TBD Hitch: TBD Height: 13' 3" **RW 418**

## 11' GARAGE




Length: 38' 10" Dry: 14,985 Hitch: 3,200 Height: 13' 3" **RW 355**

## 12' GARAGE



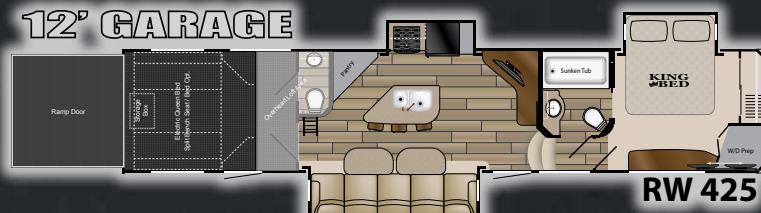
Length: 44' 0" Dry: 15,720 Hitch: 3,330 Height: 13' 3" **RW 420**

## 11' GARAGE



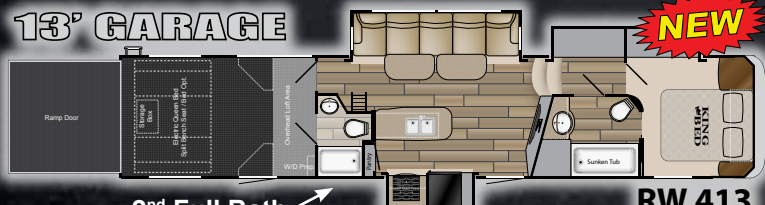
Length: 39' 2" Dry: 15,305 Hitch: 3,485 Height: 13' 3" **RW 362**

## 12' GARAGE



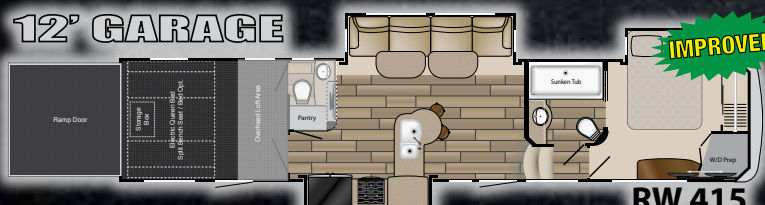
Length: 43' 10" Dry: 16,100 Hitch: 3,480 Height: 13' 3" **RW 425**

## 13' GARAGE



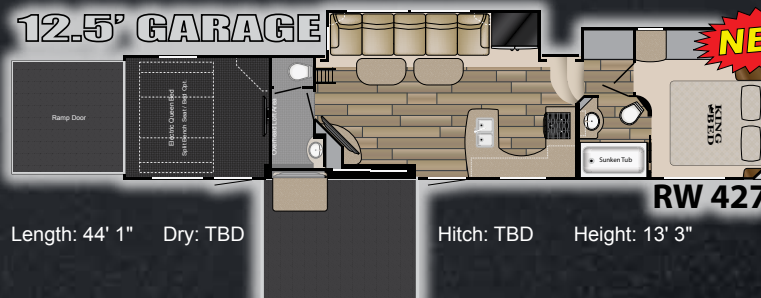
Length: 43' 3" Dry: 15,805 Hitch: 3,520 Height: 13' 3" **RW 413**

## 12' GARAGE



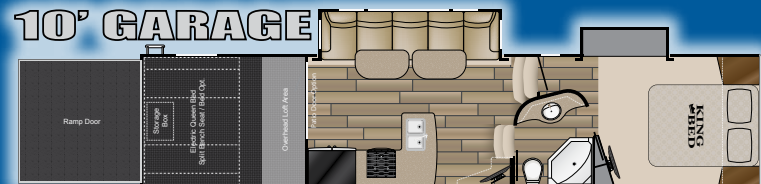
Length: 42' 11" Dry: TBD Hitch: TBD Height: 13' 3" **RW 415**

## 12.5' GARAGE



Length: 44' 1" Dry: TBD Hitch: TBD Height: 13' 3" **RW 427**

## 10' GARAGE



**RW 30C**



Pin to Bumper: 40' 5"  
GVWR: 14,000



# ROAD WARRIOR

BY HEARTLAND

Note: Length defined as tow point (Ball coupler for travel trailers / King pin for 5th wheel trailers) to rear bumper. It does not include the rear ladder.

## EXTERIOR

- Patented overhead cab technology (30C)
- 12" I-beam powder coated steel frame (10" I-beam 30C, 348, 355)
- 16" tires load G range with aluminum rims
- Radius, tinted safety glass windows
- Painted front cap with Tight Turn Technology
- Attached folding side ladder
- Electric door side awning with LED lights
- Two 15k BTU A/C Whisper Quiet System
- 50 Amp service with detachable cord
- R-34 insulated roof
- R-38 insulated floor
- R-11 insulated sidewall
- Enclosed and heated under belly
- Four scare lights
- Flood lights rear x two
- Exterior shower with hot and cold high pressure nozzle
- Universal docking center (all system hook-ups located in one, convenient, concealed compartment)
- Radius, 1" thick slam baggage doors
- Hydraulic main slide-outs
- One-piece walk-on EPDM roof
- Welded tubular aluminum construction
- Stunning exterior graphics
- Triple 7,000 lb. axles
- Double 7,000 lb. axles (30C, 310RW, 348)
- E-Z Lube hubs
- Large, unobstructed pass-through storage
- Easy grip quad entry steps
- Entry assist handle
- 30 gallon fuel station with static line and timer
- 80 Amp power convertor
- Hi-flow water pump

- Rain gutters with spouts
- Wide body design
- Huge 94" wide door opening
- Enclosed gooseneck
- Dual 30 lb. LP tanks
- Six point hydraulic leveling system Level-Up
- Painted front cap
- Onan generator (5.5 KW Carb certified)

## INTERIOR

- Patio glass sliding door (most models)
- All hardware brushed nickel including shower door
- Milano cabinetry
- Residential solid surface counter tops
- 30" residential microwave (most models)
- Three burner cook top with oven
- 18 cu. ft. refrigerator (most models)
- Full length ball bearing drawer glides
- 20 gal/hr gas/electric DSI water heater
- Power vent – kitchen, bathroom, loft
- Night shades
- Mini blinds cargo area
- Residential style Beauflor™ linoleum
- High end residential carpet
- Large pantry (most models)
- Large cabinet storage
- Pre-wired for cable TV and satellite
- Custom control panel
- Air vent in loft
- Reading lights in loft
- LED lights throughout
- Residential furniture

## BATH & BED

- Single level master suite
- Residential Neo-Angle shower with glass enclosure or one-piece sunken tub

- Foot flush porcelain commode
- Heat and A/C vents in main bathroom
- King mattress (most models)
- 32" LCD TV in bedroom
- His/her closets in most models
- Large vanity drawers
- Skylight over shower
- Power bath vent
- Washer dryer prep (N/A 30C, 348, 355)

## A/V EQUIPMENT

- 5.1 Digital Dolby surround sound entertainment system in living area with Blu-Ray and Bluetooth
- Seperate 12V DVD/CD/MP3 AM/FM Bluetooth stereo for garage / outside TV
- 58" LCD HDTV - most models
- Two exterior speakers

## GARAGE AREA

- Plywood garage flooring
- Decorative chair rail
- Steel D-ring tie downs
- 3000 lb. rated ultra-light ramp door
- Overhead storage in garage
- Large 8' garage ramp door
- Basement storage floor
- Rear electric Queen bed with rear convertible sofa
- Two garage speakers with 12V stereo
- Heat duct
- Air conditioning with heat strip
- Electric rear screen
- Recessed hidden beaver-tail storage compartment

## OPTIONS

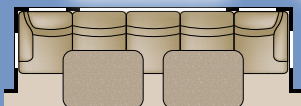
- Full body paint
- Dual pane windows
- Ramp door patio with rear electric patio awning with LED lights
- Patio steps
- Three seasons removable wall
- 40" outside TV
- Canadian arctic package
- Third A/C option in living area
- Free standing table with sofa
- 23 cu ft residential refrigerator with inverter and batteries

## RT Package

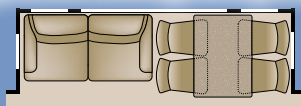
- High gloss gray metallic sidewall
- HD edition graphics
- Painted front cap
- Convection oven (N/A 420)
- 2nd fuel cell
- 40" garage tv
- Solid surface counter top in bedroom
- 2nd rear awning
- Central vacuum
- Backlight slide out fascia

## MEGA SLIDE OPTIONS

Standard Slide



Option Free Standing Table by SOFA



Available on  
RW413, RW415,  
RW420, RW427,  
RW425, RW30C



RT Edition

Standard Graphics

Full Body Paint





Heartland Recreational Vehicles  
2831 Dexter Drive • Elkhart, IN 46514 • 574-262-5992

## Community. Convenience. Close-to-home.

Where you purchase your recreational vehicle is ultimately your decision but Heartland urges you to consider buying at your local dealer. Dealers are part of your community, providing jobs and contributing to your local economy. These dealers are under obligation to provide warranty service for products they sell, but are not legally required to service products purchased from other dealers. At some point, you may need to return to the dealer you buy from - why not stay close to home? After all, home is where your Heartland is!

## BENEFITS OF PURCHASING YOUR RV LOCALLY:

- You enjoy valuable relationship building with Dealer Representatives, close to your home, who will explain the features and benefits of the product.
- You receive a full product orientation prior to delivery, which includes hands-on directions for many of the coach's systems and functions. You are also introduced to the Dealership's Service/Parts/Warranty personnel who are at the ready to help you with any issues you may encounter, now and in the future.
- You enjoy customer PRIORITY. Dealerships generally service their purchasing customers first - others may experience long delays and miss opportunities to use their RV. What is it worth for you to have a dealership's full attention and motivation to satisfy you when you need service - in a timely manner?
- Valuable TAX dollars and jobs stay in YOUR community which pays for your roads, schools, police and fire departments.

## DON'T UNDERESTIMATE CUSTOMER SERVICE AND PERSONAL CARE!

For Canadian Residents: If you purchase an RV out-of-country, there are additional fees, taxes and inspections that must be met before bringing your product home. Your local Canadian dealers are experts in these provisions.

Visit HEARTLAND on:



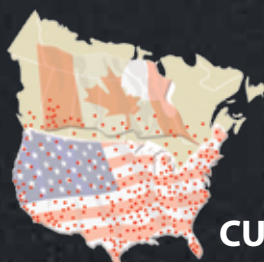
Your Authorized Heartland Dealer:

HEARTLAND PROUDLY PARTNERS WITH THE HIGHEST QUALITY VENDORS  
in manufacturing our recreational vehicles:



# ROAD WARRIOR

BY HEARTLAND



**HEARTLAND  
CUSTOMER SERVICE  
WE'VE GOT YOUR BACK!**

Over 40 men and women located in a dedicated facility servicing our customers every day. With a dealer network of over 400 locations across the U.S. and Canada, you're never far from an authorized Heartland dealer.

Product information is as accurate as possible as of the date of publication of this brochure. Due to Heartland's commitment to continuous product improvement - floorplans, materials, components, features, measurements, specifications, options, etc. are subject to change at any time without notice or obligation. In certain conditions some additional equipment may be needed. Photos may show optional equipment or props used for photography purposes only.

Heartland has listed the approximate base weight of the trailer without the option equipment included. Option equipment will impact the weight of the trailer. Please locate the weight sticker attached to the trailer you are considering for the most accurate trailer weight.

Tow Vehicle Caution: Owners of Heartland recreational vehicles are solely responsible for the selection and proper use of tow vehicles. All customers should consult with a motor vehicle manufacturer or their dealer concerning the purchase and use of suitable tow vehicles for Heartland products. Heartland disclaims any liability or damages suffered as a result of the selection, operation, use or misuse of a tow vehicle. Heartland's limited warranty does not cover damage to the recreational vehicle or the tow vehicle as a result of the selection of the tow vehicle.

[www.HEARTLANDRVs.com](http://www.HEARTLANDRVs.com)



### Experience:

Product Walk-Through Videos  
Side By Side Comparisons  
Feature Videos • Photo Galleries  
Virtual 360° Tours  
Detailed Floor Plans  
News • Testimonials  
Dealer Locator • Owners Club  
Customer Service • Service Locator  
and More at our Informative Web Site



FOR ADDITIONAL INFORMATION