

Heartland Luxury Crossover Taking the world by *Storm*.



Visit HEARTLAND on:





Model CY 3611 JS



Reclining Couch with Massage and fold-down backs complete with cup holders, USB and 110 volt outlets (HD Edition only)



Model CY 4250

Beautiful Interiors

Cyclone is not your average toy hauler. You'll appreciate the hardwood cabinets with a rich, durable finish that provides a truly residential look and feel. Incredible interior spaciousness with mega-slides featuring huge windows and residential furniture with built in recliners for the entire family plus a few friends. All Cyclones are equipped with a full featured kitchen and most models accommodate sleeping for eight or more.



Model CY 3611 JS



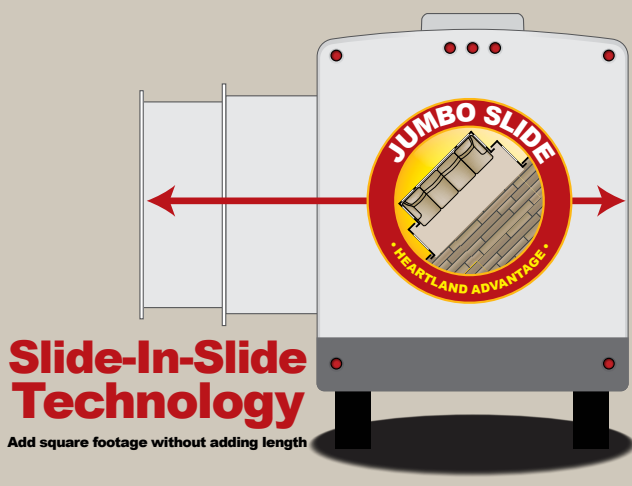
Model CY 4113



Model CY 4113



Model CY 3611 JS



Multi-Zone Entertainment

System features a LCD flat-screen TV and two stereo systems with multi-zone capabilities so that you can listen to music outside the coach while someone else watches a movie or listens to music inside the coach!



Light your task, set the mood or just kick back and relax. Enjoy perfect lighting throughout the CYCLONE.

Ultimate **TAILGATING**

More Ramp Patios

CYCLONE offers rear patio options on all models and side patios on select models. Enjoy over 75 square feet of additional space attached to the living area, up off the ground, dry and clean, covered by the awning and large enough to accommodate a bistro table and chairs for all your outdoor entertainment pleasure.



Built-in Outdoor Speakers

CYCLONE owners can enjoy listening to their favorite CDs, catch up on the news, or listen to the big game on these powerful outdoor speakers, conveniently located patio side and easily controlled by the garage receiver.



Ramp Door Patio Option

Turn your ramp door into a versatile patio area



More **FEATURES** More **VALUE** More **FUN**



**2x 15,000 BTU
Standard Ducted
A/C with optional
3rd 15,000 BTU A/C**



**Standard 4-door
refrigerator**



**Additional R38
Radiant Technology,
Insulation Standard**



**110 Volt holding
tank heating pads,
Insulated Main
water line and
12V auto sensing
heater line.**



- Full 6-Point Leveling
- Front-to-Rear and Side-to-Side Leveling
- One power source
- Backup system in case of electrical failure
- Lightweight aluminum jacks
- Fully automatic leveling controls
- "Auto-Recall" Function:
Remembers where tow vehicle was unhooked



• Utilizing a remote sensor located under the rear axle, the Level Up system accomplishes a level coach in seconds. This eliminates a time consuming and sometimes dirty task of manually leveling your coach.

• Level Up's 6-Point leveling system achieves a level coach while easing undo stress on the chassis, windows and sidewall when the coach's slide-outs are extended or retracted.

Stop wasting time setting up and get to camping!

Residential Furniture



UNINHIBITED PASS-THRU EXTERIOR STORAGE

Choose CYCLONE for superior industry leading engineering which results in larger, cleaner pass-through storage possibilities.

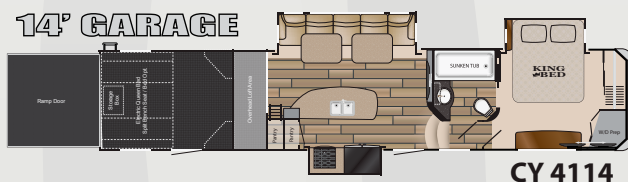
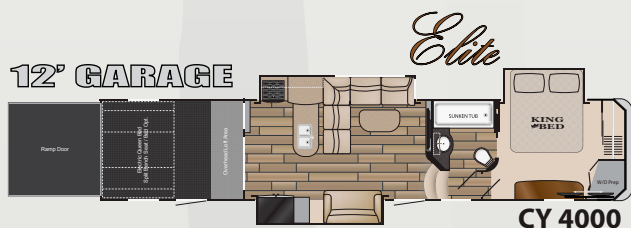
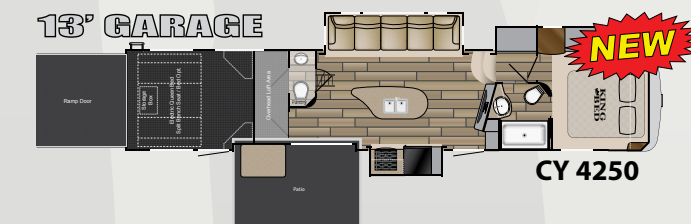
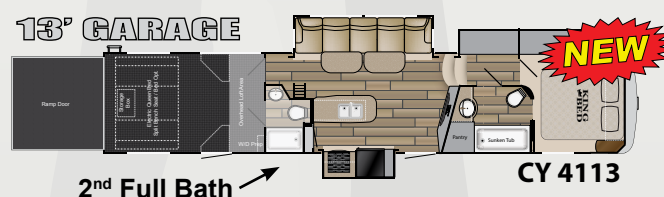
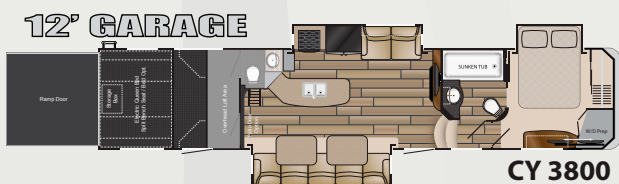
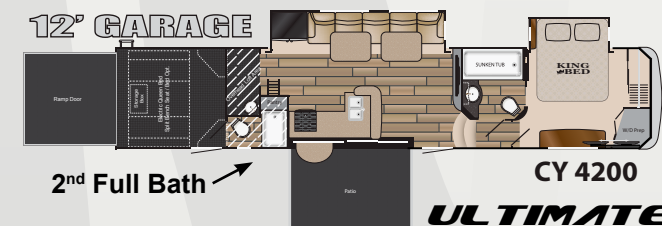


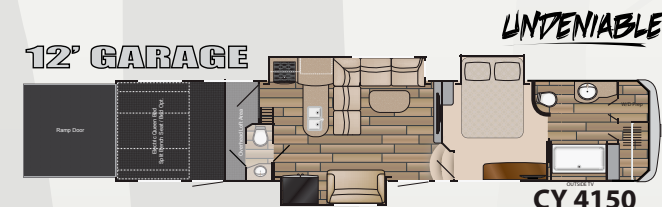
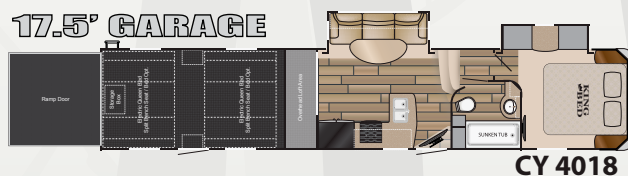
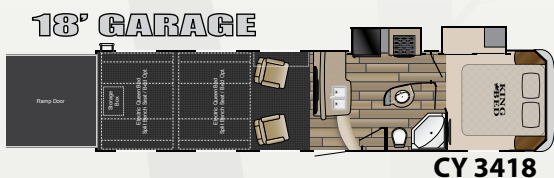
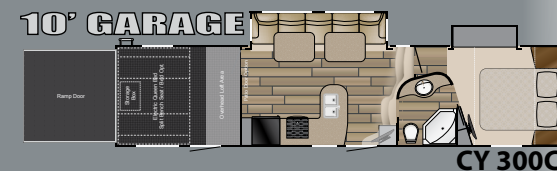
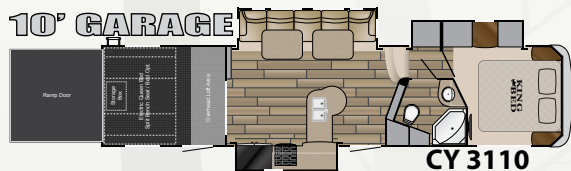
**SUPERIOR CONSTRUCTION AND DESIGN
TRANSLATE INTO A SUPERIOR VALUE!**

THERMAL TESTED

Heartland 5th wheel construction has been subjected to rigid testing in the famous DOMETIC Extreme temperature testing chamber. The testing chamber temperature is set to 0° to test the heating system, followed by setting it at 100° to test its cooling ability. With our thick 2" laminated walls, enclosed and heated underbelly and insulated floor - the interior of the Heartland coach remained warm and comfortable through out the sub-freezing testing and nice and cool during the extreme heat test!



Additional Equipment may be Required for Certain Climate Conditions

[illegible]

KITCHEN / INTERIOR

- LED lighting throughout
- Walnut cabinets
- 18 cu.ft. refrigerator (12 cu.ft. in 3418, 3800)
- Solid surface countertops
- Spring loaded hidden hinges
- Steel ball-bearing drawer guides
- Large cabinet storage
- Detachable sprayer faucet
- Deep stainless steel kitchen sink
- 30" residential space saver microwave oven
- Solid surface sink covers
- Custom monitor control panel
- (2)15,000 BTU A/C whisper quiet system
- Air vent in loft
- His/hers reading lights in loft
- Overhead cabinets or shelving throughout
- High quality residential furniture
- Fantastic fan
- Patio sliding door (N/A 3418, 4113, 4150, 4200, 4250)

BATH & BED

- Single level master suite
- Residential one-piece fiberglass Neo-Angle shower or sunken tub
- Foot flush porcelain commode
- Heat and A/C vents in main bathroom
- His and hers closets
- Large vanity drawers
- Skylight over shower
- Power bath vent
- Washer dryer prep (N/A 3418, 300C)
- Residential pillow top King mattress (most models)

EXTERIOR

- Correct track alignment system
- Six point hydraulic leveling system Level-Up
- 16" G-rated tires with aluminum wheels
- One-piece walk-on EPDM roof
- Welded tubular aluminum construction
- Stunning exterior graphics
- 12" I-beam powder coated steel frame (10" I-beam 300C, 3110, 3418)
- Heated and enclosed underbelly
- Triple 7,000 lb. axles (most models)
- Double 7,000 lb. axles (3110, 300C, 3418, 3611 JS)
- E-Z Flex suspension
- Industry leading, unobstructed pass-through storage
- Universal docking center (All system hook-ups located in one, convenient, concealed compartment)
- Easy grip quad steps
- Entry assist handle
- 80 Amp power convertor
- 50 Amp service with detachable cord
- Hi-flow water pump
- Deep tinted max vent windows
- Radius, 1" thick slam baggage doors
- Rain gutters with spouts
- Patented overhead cab technology (300C)
- (Four) side scare lights
- Rear flood lights x two
- Exterior hot/cold shower with high pressure nozzle
- Outside mini fridge (some models)
- Dual 30 lb. LP tanks
- Auto transfer switch
- Wide body design
- Huge 94" wide door opening

- Enclosed gooseneck
- 5.5 KW generator with fuel station and timer
- R-34 roof, R-38 floor, R-11 sidewall insulation
- LP quick connect for BBQ grills
- Side awning with LED lights
- Painted front cap
- Rear folding side ladder

A/V EQUIPMENT

- 32" color LCD T.V. in bedroom
- Cable TV/Ssatellite hook-ups
- 5.1 Digital Dolby surround sound in living area with Bluetooth and Blu-ray
- 58" LCD HDTV flat screen TV (most models)
- Two exterior marine grade speakers
- Separate DVD/CD/MP3/ AM/FM Bluetooth stereo for garage and exterior

GARAGE AREA

- Plywood garage flooring
- Steel D-ring tie downs
- 3000 lb. rated ultra-light ramp door
- Large 8' garage door ramp
- Recessed hidden beaver-tail storage compartment
- Heat duct in garage
- Electric rear screen
- Oversized windows max ventilation
- Decorative chair rail
- Built-in overhead cabinets with entertainment center
- Power Queen beds with convertible sofa
- Heat strip in the garage A/C

OPTIONS

- Full body paint
- Canadian arctic package
- Free standing table with sofa
- Removable edged cargo carpet
- Dual pane windows
- Ramp door patio with electric garage door awning
- Patio stairs
- Three seasons wall
- 40" outside TV
- 3rd A/C in living area
- 23 cu ft residential refrigerator with inverter and batteries

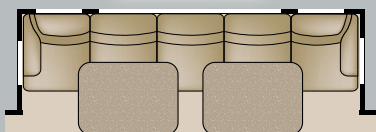


HD Package includes:

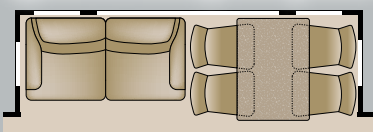
- High gloss gray metallic sidewall
- HD edition graphics
- Painted front cap
- Convection oven
- 2nd fuel cell 20gal
- 40" garage tv
- Solid surface counter top in bedroom
- 2nd rear awning
- Central vacuum
- Backlight slide out fascia

MEGA SLIDE OPTIONS

Standard Slide



Option Free Standing Table by SOFA



Available on CY3110, CY3800, CY4100, CY4113, CY4114, CY4200, CY4250 and CY 300C

Note: Length defined as tow point (Ball coupler for travel trailers / King pin for 5th wheel trailers) to rear bumper. It does not include the rear ladder.



Standard Graphics

Full Body Paint

HD Edition



Heartland Recreational Vehicles
1001 All-Pro Drive • Elkhart, IN 46514 • 574-262-5992

Community. Convenience. Close-to-home.

Where you purchase your recreational vehicle is ultimately your decision but Heartland urges you to consider buying at your local dealer. Dealers are part of your community, providing jobs and contributing to your local economy. These dealers are under obligation to provide warranty service for products they sell, but are not legally required to service products purchased from other dealers. At some point, you may need to return to the dealer you buy from - why not stay close to home? After all, home is where your Heartland is!

BENEFITS OF PURCHASING YOUR RV LOCALLY:

- You enjoy valuable relationship building with Dealer Representatives, close to your home, who will explain the features and benefits of the product.
- You receive a full product orientation prior to delivery, which includes hands-on directions for many of the coach's systems and functions. You are also introduced to the Dealership's Service/Parts/Warranty personnel who are at the ready to help you with any issues you may encounter, now and in the future.
- You enjoy customer PRIORITY. Dealerships generally service their purchasing customers first - others may experience long delays and miss opportunities to use their RV. What is it worth for you to have a dealership's full attention and motivation to satisfy you when you need service - in a timely manner?
- Valuable TAX dollars and jobs stay in YOUR community which pays for your roads, schools, police and fire departments.

DON'T UNDERESTIMATE CUSTOMER SERVICE AND PERSONAL CARE!

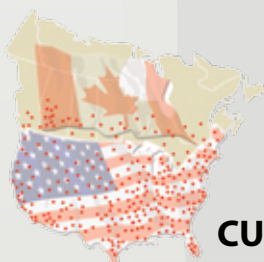
For Canadian Residents: If you purchase an RV out-of-country, there are additional fees, taxes and inspections that must be met before bringing your product home. Your local Canadian dealers are experts in these provisions.

Visit HEARTLAND on:



Your Authorized Heartland Dealer:

HEARTLAND PROUDLY PARTNERS WITH THE HIGHEST QUALITY VENDORS
in manufacturing our recreational vehicles:



HEARTLAND CUSTOMER SERVICE WE'VE GOT YOUR BACK!

Over 40 men and women located in a dedicated facility servicing our customers every day. With a dealer network of over 400 locations across the U.S. and Canada, you're never far from an authorized Heartland dealer.

Product information is as accurate as possible as of the date of publication of this brochure. Due to Heartland's commitment to continuous product improvement - floorplans, materials, components, features, measurements, specifications, options, etc. are subject to change at any time without notice or obligation. In certain conditions some additional equipment may be needed. Photos may show optional equipment or props used for photography purposes only.

Heartland has listed the approximate base weight of the trailer without the option equipment included. Option equipment will impact the weight of the trailer. Please locate the weight sticker attached to the trailer you are considering for the most accurate trailer weight.

Tow Vehicle Caution: Owners of Heartland recreational vehicles are solely responsible for the selection and proper use of tow vehicles. All customers should consult with a motor vehicle manufacturer or their dealer concerning the purchase and use of suitable tow vehicles for Heartland products. Heartland disclaims any liability or damages suffered as a result of the selection, operation, use or misuse of a tow vehicle. Heartland's limited warranty does not cover damage to the recreational vehicle or the tow vehicle as a result of the selection of the tow vehicle.

www.HEARTLANDRVs.com



Experience:

Product Walk-Through Videos
Side By Side Comparisons
Feature Videos • Photo Galleries
Virtual 360° Tours
Detailed Floor Plans
News • Testimonials
Dealer Locator • Owners Club
Customer Service • Service Locator
and More at our Informative Web Site



FOR ADDITIONAL INFORMATION