

TORQUE

EXTREME LITE

BY HEARTLAND



HEARTLAND

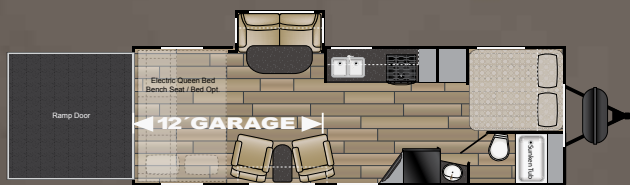
LUXURY CROSS-OVERS

Visit HEARTLAND on:

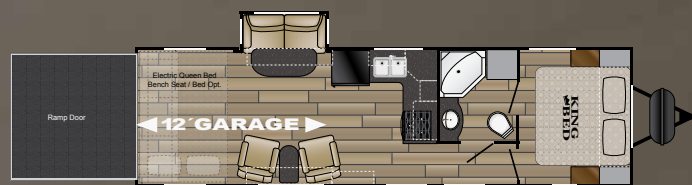




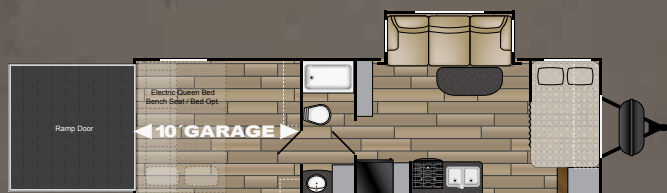
Torque is a 102" wide-body constructed toy hauler featuring the most user-inspired features in the light-weight market. The 102" construction can accommodate all types of cargo including Side By Sides, ATV's, motorcycles and more. Torque features abound—see our website for more details!



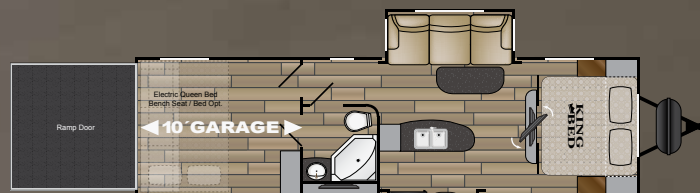
TQ T25



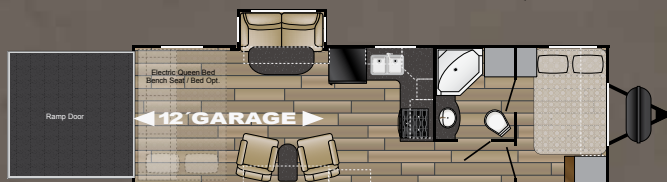
TQ T29



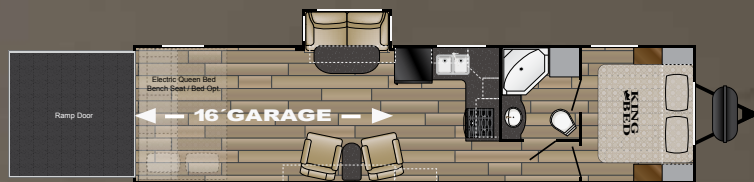
TQ T27



TQ T30



TQ T28



TRIPLE AXLE

TQ T33

TORQUE EXTREME LITE SPECIFICS

MODEL	TQ T25	TQ T27	TQ T28	TQ T29	TQ T30	TQ T33
Exterior Length	30'-4"	32'-2"	32'-9"	34'-0"	34'-5"	38'-0"
Exterior Width	102"	102"	102"	102"	102"	102"
Exterior Height (w/AC)	12'-7"	12'-7"	12'-7"	12'-7"	12'-7"	12'-9"
Interior Height	8"3 to 7'-2"	8"3 to 7'-2"	8"3 to 7'-2"	8"3 to 7'-2"	8"3 to 7'-2"	8"3 to 7'-2"
Bed Size	(1) 60x80 (2) 60x89	(1) 60x80 (2) 60x89	(1) 60x80 (2) 60x89	(1) 72x80 (2) 60x89	(1) 72x80 (2) 60x89	(1) 72x80 (2) 60x89
Dinette Bed Size	N/A	N/A	N/A	N/A	N/A	N/A
Sofa Size	62"	92"	62"	62"	92"	62"
Axle Weight (lbs.)	5,108	6,160	6,148	6,223	6,625	6,603
Hitch Weight (lbs.)	895	920	885	820	1,075	1,225
Dry Weight (lbs.)	6,003	7,080	7,033	7,043	7,700	7,828
GVWR (lbs.)	9,999	9,999	9,999	9,999	9,999	13,825
Cargo Capacity (lbs.)	3,996	2,919	2,966	2,956	2,299	5,997
Fresh Water Capacity (gal.)	108	108	108	108	108	108
Gray Tank (gal.)	63	63	63	63	63	63
Black Tank (gal.)	63	63	63	63	63	63
LP Bottle (lbs.)	60	60	60	60	60	60
Power Conv. (amps)	55	55	55	55	55	55
Elec. Ign. Furn (BTU)	30K	30K	30K	30K	30K	30K

* All weights are "non-equipped"

Community. Convenience. Close-to-home.

Where you purchase your recreational vehicle is ultimately your decision but Heartland urges you to consider buying at your local dealer. Dealers are part of your community, providing jobs and contributing to your local economy. These dealers are under obligation to provide warranty service for products they sell, but are not legally required to service products purchased from other dealers. At some point, you may need to return to the dealer you buy from - why not stay close to home? After all, home is where your Heartland is!

Your Authorized Heartland Dealer:

Product information is as accurate as possible as of the date of publication of this brochure. Due to Heartland's commitment to continuous product improvement - floorplans, materials, components, features, measurements, specifications, options, etc. are subject to change at any time without notice or obligation. In certain conditions some additional equipment may be needed. Photos may show optional equipment or props used for photography purposes only.

Heartland has listed the approximate base weight of the trailer without the option equipment included. Option equipment will impact the weight of the trailer. Please locate the weight sticker attached to the trailer you are considering for the most accurate trailer weight.

Tow Vehicle Caution: Owners of Heartland recreational vehicles are solely responsible for the selection and proper use of tow vehicles. All customers should consult with a motor vehicle manufacturer or their dealer concerning the purchase and use of suitable tow vehicles for Heartland products. Heartland disclaims any liability or damages suffered as a result of the selection, operation, use or misuse of a tow vehicle. Heartland's limited warranty does not cover damage to the recreational vehicle or the tow vehicle as a result of the selection of the tow vehicle.

Product information and specifications apply to coaches beginning with serial number 204576