



Heartland Luxury Crossover
Taking the world by Storm.





Model CY 4000 Elite



Model CY 4100 King



Model CY 4200 Ultimate

Beautiful Interiors

Cyclone is not your average toy hauler. You'll appreciate the hardwood cabinets with a rich, durable furnish that provides a truly residential look and feel. Incredible interior spaciousness with mega-slides featuring huge windows and residential furniture with built in recliners for the entire family plus a few friends. All Cyclones are equipped with a full featured kitchen and most models accommodate sleeping for eight or more.

Model CY 4100 King



Model CY 4100 King



Model CY 4200 Ultimate



Model CY 4100 King



Multi-Zone Entertainment

System features a LCD flat-screen TV and two stereo systems with multi-zone capabilities so that you can listen to music outside the coach while someone else watches a movie or listens to music inside the coach!



Light your task, set the mood or just kick back and relax. Enjoy perfect lighting throughout the CYCLONE.



Three Seasons Wall Patio Door Option

Enclose your garage area while letting in the daylight and containing your heated or air conditioned air. The doors easily slide open for passage to the ramp door patio and the doors swing open easily for loading and unloading toys.

Built-in Outdoor Speakers

CYCLONE owners can enjoy listening to their favorite CDs, catch up on the news, or listen to the big game on these powerful outdoor speakers, conveniently located patio side and easily controlled by the garage receiver.



Ultimate TAILGATING

High-End Fifth Wheel Luxury

While other toy hauler manufacturers have limited many of their interior designs to reflect a purely "racing" lifestyle - CYCLONE has listened to what customers are looking for and are excited to offer the best of both worlds - a coach that may say "Racer" on the outside, but features truly elegant residential form and multi lifestyle function on the inside!



Rear Awning

Also available with optional rear electric awning



Washer Dryer Prep

Available on some models

More FUN



Ramp Door Patio Option

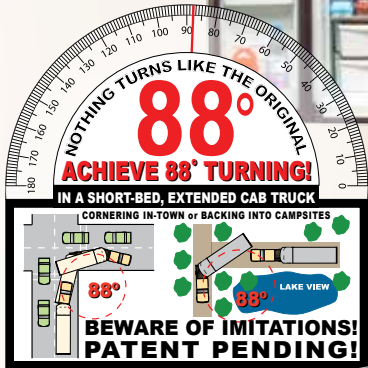
Turn your ramp door into a versatile patio area

More **FEATURES** More **VALUE**



**Optional Ducted
2nd Bedroom A/C
& 3rd Garage A/C**

Optional 4-door
refrigerator offering
12 cu.ft. of food
storage space.



R38 Radiant Technology, Insulation, 110
Volt holding tank heating pads, Insulated
Main water line and 12V auto sensing
heater line.



- Full 6-Point Leveling
- Front-to-Rear and Side-to-Side Leveling
- Leveling system can be used to change a tire
- One power source
- Backup system in case of electrical failure
- Lightweight aluminum jacks
- Fully automatic leveling controls
- "Auto-Recall" Function:
Remembers where tow vehicle was unhooked

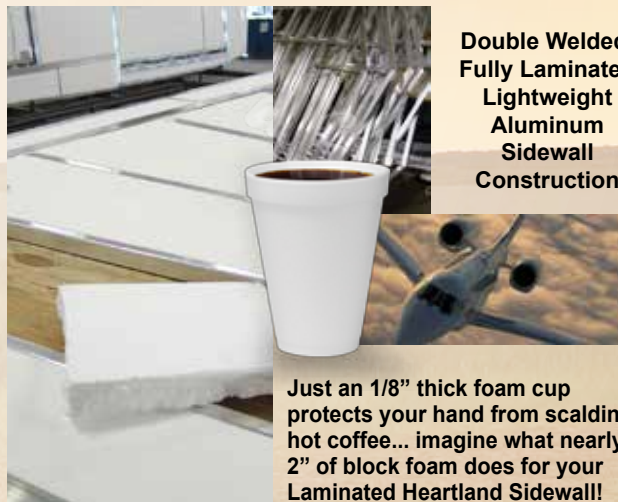


Utilizing a remote sensor located under the rear axle, the Level Up system accomplishes a level coach in seconds. This eliminates a time consuming and sometimes dirty task of manually leveling your coach.

Level Up's 6-Point leveling system achieves a level coach while easing undo stress on the chassis, windows and sidewall when the coach's slide-outs are extended or retracted.

Stop wasting time setting up and get to camping!

2" Sidewalls



**Double Welded,
Fully Laminated
Lightweight
Aluminum
Sidewall
Construction**

Just an 1/8" thick foam cup
protects your hand from scalding
hot coffee... imagine what nearly
2" of block foam does for your
Laminated Heartland Sidewall!



UNINHIBITED PASS-THRU EXTERIOR STORAGE

Choose CYCLONE for superior industry
leading engineering which results in larger,
cleaner pass-through storage possibilities.

**SUPERIOR CONSTRUCTION AND DESIGN
TRANSLATE INTO A SUPERIOR VALUE!**

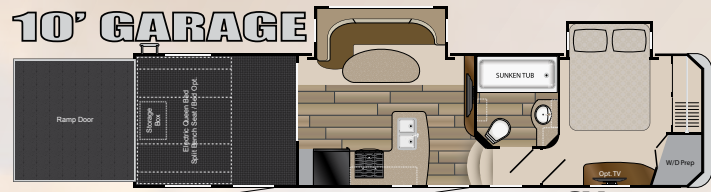
THERMAL TESTED

Heartland 5th wheel construction has been subjected to rigid testing in the famous DOMETIC Extreme temperature testing chamber. The testing chamber temperature is set to 0° to test the heating system, followed by setting it at 100° to test its cooling ability. With our thick 2" laminated walls, enclosed and heated underbelly and insulated floor - the interior of the Heartland coach remained warm and comfortable through out the sub-freezing testing and nice and cool during the extreme heat test!



Additional Equipment may be Required for Certain Climate Conditions

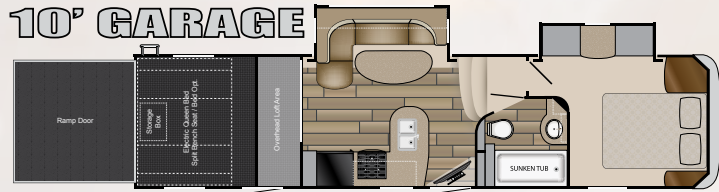
10' GARAGE



CY 3010

Length: 36' 0"
Height: 13' 3"
GVWR: 15,500

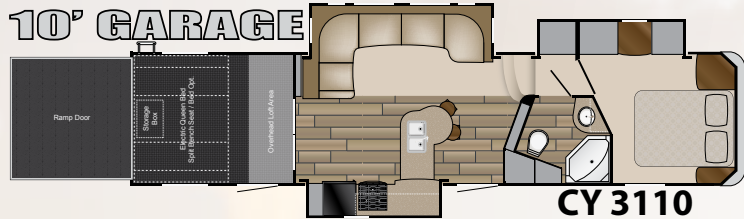
10' GARAGE



CY 3100

Length: 36' 2"
Height: 13' 3"
GVWR: 15,500

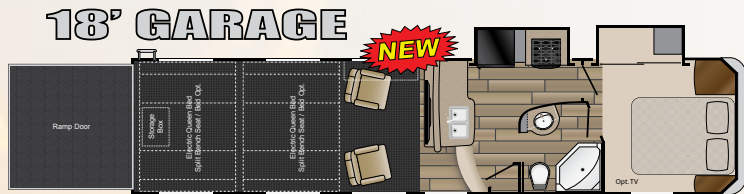
10' GARAGE



CY 3110

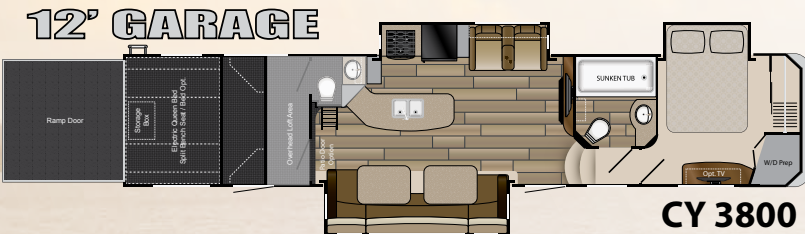
Length: 38' 2"
Height: 13' 3"
GVWR: 15,500

18' GARAGE



CY 3418

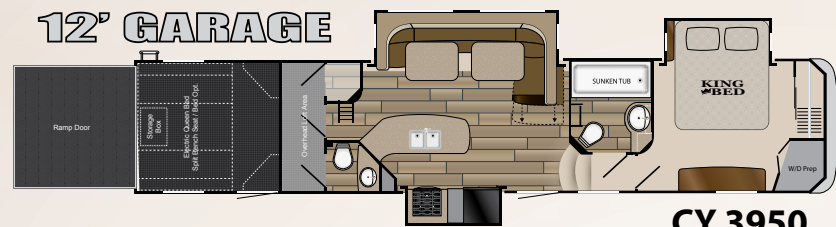
12' GARAGE



CY 3800

Length: 42' 11"
Height: 13' 3"
GVWR: 18,000

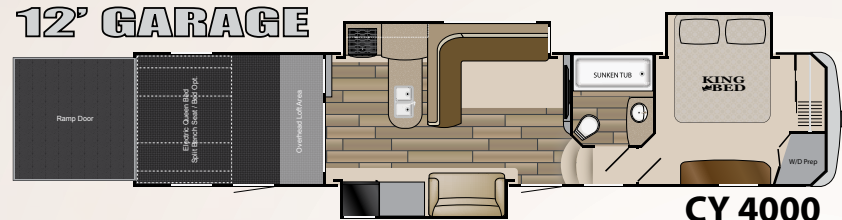
12' GARAGE



CY 3950

Length: 43' 3"
Height: 13' 3"
GVWR: 18,000

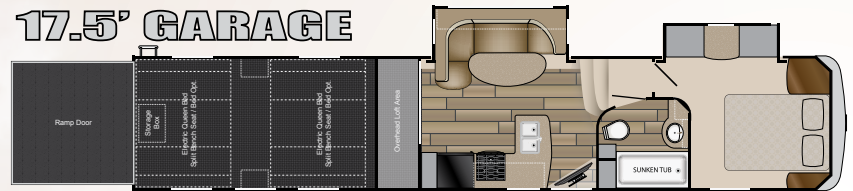
12' GARAGE



CY 4000

Elite
Length: 43' 11"
Height: 13' 3"
GVWR: 18,000

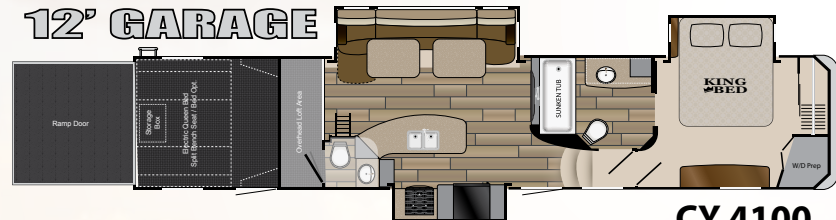
17.5' GARAGE



CY 4018

Length: 44' 0"
Height: 13' 3"
GVWR: 18,000

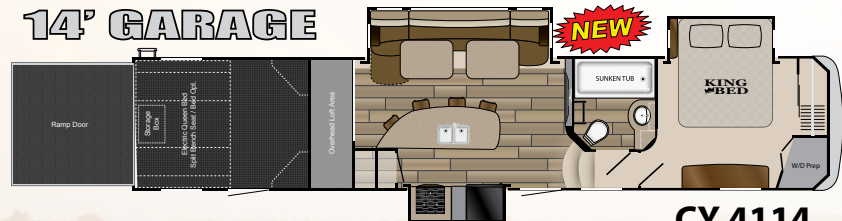
12' GARAGE



CY 4100

The KING
Length: 43' 9"
Height: 13' 3"
GVWR: 18,000

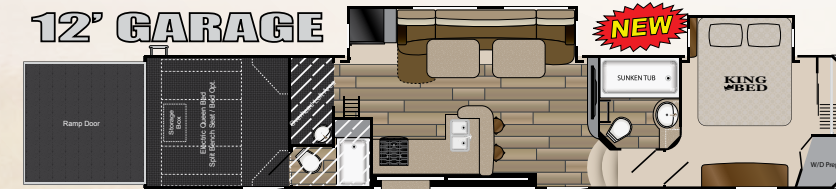
14' GARAGE



CY 4114

Length: 43' 7"
Height: 13' 3"
GVWR: 18,000

12' GARAGE



CY 4200

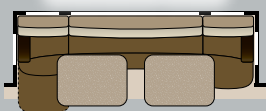
Length: 44' 0"
Height: 13' 3"
GVWR: TBD

2nd Full Bath

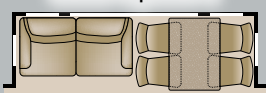
ULTIMATE

MEGA SLIDE OPTIONS

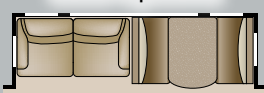
Standard Slide



Slide Option 1



Slide Option 2



Available on CY3110, CY3800, CY3950, CY4100, CY4114 and CY 300C

KITCHEN / INTERIOR

- LED Lighting Throughout
- Bordeaux Cabinets
- Raised Panel Refer Fronts
- Solid Surface Countertops
- Spring Loaded Hidden Hinges
- Steel Ball-Bearing Drawer Guides
- Large Cabinet Storage
- Detachable Sprayer Faucet
- Deep Stainless Steel Kitchen Sink
- 30" Residential Space Saver Microwave Oven
- Solid Surface Sink Covers
- Custom Monitor Control Panel
- 15,000 BTU Air Conditioner with Quick Cool
- Air Vent in Loft
- His/Her's Reading Lights in Loft
- Overhead Cabinets or Shelving Throughout
- Broyhill Furniture w/ Electric Recliner
- Fantastic Fan with Rain Sensor in Kitchen with Thermostat
- Patio Sliding Door (N/A 3418, 3950)
- Central Vacuum

BATH & BED

- Single Level Master Suite
- Wired & Framed for 2nd A/C
- 1-Piece Fiberglass Neo-Angle Shower or Sunken Tub
- Foot Flush Porcelain Commode
- Heat and A/C Vents in Main Bathroom
- Loft w/Shelving & TV Hookup (N/A 3010)
- His and Hers Closets
- Large Vanity Drawers
- Skylight Over Shower
- Power Bath Vent
- Washer Dryer Prep in Front Wardrobe (most models)
- Residential 76"x80" Pillow Top King Mattress (most models)

EXTERIOR

- Correct Track Alignment system
- High Gloss Sidewall
- Electric Rear Jacks
- 16" E-Rated Tires w/Aluminum Wheels
- One-Piece Walk-On EPDM Roof
- Welded Tubular Aluminum Construction
- Stunning Exterior Graphics
- 12" I-Beam Powder Coated Steel Frame (10" I-Beam and 3010, 3100, 300C, 3110, 3418)
- Heated and Enclosed Underbelly
- Triple 6,000 lb. Axles (most models)
- Two 7,000 lb. Axles (3010, 3110, 300C, 3100, 3418)
- E-Z Flex Suspension
- Industry Leading, Unobstructed Pass-Through Storage
- Universal Docking Center (All System Hook-Ups Located In One, Convenient, Concealed Compartment)
- Easy Grip Steps
- Entry Assist Handle
- 80 Amp Power Converter
- 50 Amp Service with Detachable Cord
- Hi-Flow Water Pump
- Radius Tinted Safety Glass Windows
- Radius, 1" Thick Slam Baggage Doors
- Rain Gutters w/Spouts
- Patented Overhead Cab Technology (300C)
- Side Scare Lights
- Rear Flood Lights
- Exterior Hot/Cold Shower with High Pressure Nozzle
- Outside Mini Fridge (some models)
- Dual 30 lb. LP Tanks
- Auto Transfer Switch
- Wide Body Design
- Huge 94" Wide Door Opening
- Enclosed Gooseneck
- Generator Prep with Fuel Station and Timer

- Static Line (w/Fuel Station)
- LP Quick Connect for BBQ Grills
- Dual Electric Awnings
- Painted Front Cap
- ABS Hitch Cover
- Rear Folding Side Ladder
- 5.5 KW Generator (CARB Certified)

A/V EQUIPMENT

- Cable TV/Satellite Hook-Ups
- 5.1 Digital Dolby Surround Sound in Living Area
- 50" or 40" LCD HDTV Flat Screen TV with Swing Arm
- 2 Exterior Marine Grade Speakers
- Separate DVD/CD/MP3/ AM/FM Stereo for Garage and Exterior.

GARAGE AREA

- Plywood Garage Flooring
- 2 axle (2,500 lb.) Rated 3 axle (3,000 lb.) rated
- Steel D-Ring Tie Downs
- 3000 lb. Rated Ultra-Light Ramp Door
- Large 8' Garage Door Ramp
- Fantastic Fan with Rain Sensor
- Recessed Hidden Beaver-Tail Storage Compartment
- Heat Duct in Garage
- Vinyl Rear Screen
- A/C Duct in Garage
- Oversized Windows
- Decorative Chair Rail
- Built-in Overhead Cabinets with Entertainment Center (most models)
- Power Queen Beds with Convertible Sofa

Note: Length defined as tow point (Ball coupler for travel trailers / King pin for 5th wheel trailers) to rear bumper. It does not include the rear ladder.

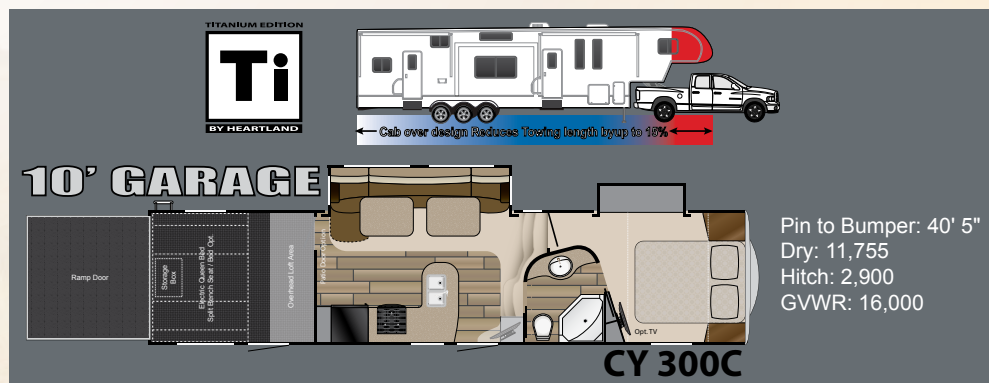
OPTIONS

- Full Body Paint
- 6 Point Hydraulic Leveling System
- Canadian Actic Package
- Fantastic Vent w/Rain Sensor (in Bedroom)
- Sofa Dinette Combo
- Free Standing Table w/ Sofa
- Removable Edged Cargo Carpet
- 12 Cu. Ft. Refrigerator
- 32" Color LCD T.V. in Bedroom
- 15,000 BTU Air Conditioner Heat Pump
- Second 13,500 BTU Air Conditioner in Bedroom
- ToyLok
- Dual Pane Windows
- Second Fuel Cell
- Ramp Door Patio
- Electric Garage Door Awning
- Three Seasons Wall
- 32"TV in Garage
- 32" Outside TV
- 3rd A/C in Garage
- G Rated Tires (Goodyear)
- 23 Cu Ft Residential Refrigerator with Inverter and 2x 6V Batteries (4200 only)



HD Package includes:

- High Gloss Gray Metallic Sidewall
- HD Edition Graphics
- Painted front cap



Choose from three elegant decors featuring durable fabrics on the furnishings and window coverings.

Stone Mocha

Mojave

Obsidian

Flooring



Heartland Recreational Vehicles
1001 All-Pro Drive • Elkhart, IN 46514 • 574-262-5992

Community. Convenience. Close-to-home.

Where you purchase your recreational vehicle is ultimately your decision but Heartland urges you to consider buying at your local dealer. Dealers are part of your community, providing jobs and contributing to your local economy. These dealers are under obligation to provide warranty service for products they sell, but are not legally required to service products purchased from other dealers. At some point, you may need to return to the dealer you buy from - why not stay close to home? After all, home is where your Heartland is!

BENEFITS OF PURCHASING YOUR RV LOCALLY:

- You enjoy valuable relationship building with Dealer Representatives, close to your home, who will explain the features and benefits of the product.
- You receive a full product orientation prior to delivery, which includes hands-on directions for many of the coach's systems and functions. You are also introduced to the Dealership's Service/Parts/Warranty personnel who are at the ready to help you with any issues you may encounter, now and in the future.
- You enjoy customer PRIORITY. Dealerships generally service their purchasing customers first - others may experience long delays and miss opportunities to use their RV. What is it worth for you to have a dealership's full attention and motivation to satisfy you when you need service - in a timely manner?
- Valuable TAX dollars and jobs stay in YOUR community which pays for your roads, schools, police and fire departments.

DON'T UNDERESTIMATE CUSTOMER SERVICE AND PERSONAL CARE!

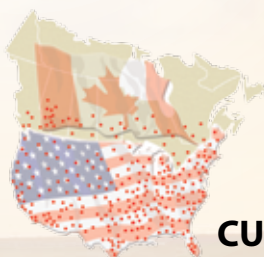
For Canadian Residents: If you purchase an RV out-of-country, there are additional fees, taxes and inspections that must be met before bringing your product home. Your local Canadian dealers are experts in these provisions.

Visit HEARTLAND on:



Your Authorized Heartland Dealer:

HEARTLAND PROUDLY PARTNERS WITH THE HIGHEST QUALITY VENDORS
in manufacturing our recreational vehicles:



HEARTLAND CUSTOMER SERVICE WE'VE GOT YOUR BACK!

Over 40 men and women located in a dedicated facility servicing our customers every day. With a dealer network of over 400 locations across the U.S. and Canada, you're never far from an authorized Heartland dealer.

www.HEARTLANDRVs.com



Experience:
Product Walk-Through Videos
Side By Side Comparisons
Feature Videos • Photo Galleries
Virtual 360° Tours
Detailed Floor Plans
News • Testimonials
Dealer Locator • Owners Club
Customer Service • Service Locator
and More at our Informative Web Site



Product information is as accurate as possible as of the date of publication of this brochure. Due to Heartland's commitment to continuous product improvement - floorplans, materials, components, features, specifications, options, etc. are subject to change without notice or obligation to Heartland Recreational Vehicles.

Product information and specifications apply to coaches beginning with serial number 279115

Tow Vehicle Caution: Owners of Heartland recreational vehicles are solely responsible for the selection and proper use of tow vehicles. All customers should consult with a motor vehicle manufacturer or their dealer concerning the purchase and use of suitable tow vehicles for Heartland products. Heartland disclaims any liability or damages suffered as a result of the selection, operation, use or misuse of a tow vehicle. Heartland's limited warranty does not cover damage to the recreational vehicle or the tow vehicle as a result of the selection of the tow vehicle.

See your nearest Heartland dealer to review a current model.

50,000 Litho 12/13