

SUNDANCE

BY HEARTLAND

THE NEXT GENERATION OF MID-PROFILE
FIFTH WHEELS &
TRAVEL TRAILERS



Visit HEARTLAND on:



SUNDANCE

BY HEARTLAND

XLT

ULTRA-LITE



Model 293 RE



Lighter Weight. Full Featured.



Whether you are looking for a 1/2 ton towable or are just tired of hauling around and maintaining a larger luxury unit, SUNDANCE XLT answers the call by providing you the luxury amenities of our top selling SUNDANCE in a smaller, lighter, easily manageable, fully laminated, fifth wheel. From single slide couples coaches to triple slide units, SUNDANCE XLT provides multiple possibilities to meet your exact camping and travel needs.



Model 277 RL



Model 277 RL



Mocha Decor

Model 293 RE



Model 277 RL

Bistro Decor

TRUE TEST!



OVER 3,700 Pounds!

Plant Manger Steve Johnson was so confident in the superior design and strength of the XLT roof construction that he offered to have his personal truck lifted up and set on the coach to test it! There is no "photoshop" work on these photos - the truck was set on the roof of the coach with no extra support and it passed the test with flying colors!

NOTE: Heartland does not recommend, nor condone the setting of automobiles or trucks on the roofs of our recreational vehicles. This test was performed solely for advertising purposes to show the incredible strength of our laminated roof.

LAMINATED FLOOR SYSTEM

XLT's LAMINATED Floor System is one of the **STRONGEST FLOORS** in the industry! Featuring sturdy Aluminum Framing; thick Block Foam Insulation; One-Piece Seamless Decking and a Thermo-Board Luan on the bottom. All of this is Laminated together for Maximum Strength and Insulation R Value - virtually eliminating flex in the floor!

Heartland builds recreational vehicles with as many residential features and construction methods as possible and we are excited to introduce this Laminated Floor System in our mid-profile fifth wheels. Choose Heartland for Maximum Strength; Maximum Insulation Value; and Minimal Flex!!



HEARTLAND's
LAMINATED FLOOR

XLT's LAMINATED Floor Construction easily supported over 1,800 lbs. of Water Jugs in one spot - resulting in less than 1/4" of flex!!



XLT, YOUR LAMINATED WORLD...

Strength, Durability & Comfort BEYOND COMPARE!

The combination of these three systems bring you the Strongest and Lightest construction available while also providing unparalleled noise reduction, thermal insulation and durability. Protecting your investment is important to HEARTLAND. Laminated construction provides that protection in addition to offering peace of mind that you will be spending more time enjoying your family and travels than worrying about repairing your RV.

LAMINATED ROOF SYSTEM

LAMINATED WALL SYSTEM



2" THICK SIDEWALLS!

Lightweight ALUMINUM

Double Welded, Fully Laminated Sidewall Construction

Just an 1/8" thick foam cup protects your hand from scalding hot coffee... imagine what nearly 2" of block foam does for your Laminated Heartland Sidewall!



BEST-IN-CLASS

- INSULATION - R VALUE
- NOISE REDUCTION
- DURABILITY
- STRENGTH
- LOOKS

3"

- RUBBER SKIN
- WOOD DECKING
- BLOCK FOAM INSULATION
- ALUMINUM RIBS & PERIMETER
- DECORATIVE, TEXTURED CEILING VINYL


3 INCHES - FIVE LAYERS

Strength, Durability & Comfort BEYOND COMPARE!

SOUND BARRIER	THERMAL EFFICIENT	SUPER STRENGTH
		
		



SUPERIOR CONSTRUCTION AND DESIGN TRANSLATE INTO A SUPERIOR VALUE!



Perfect for Short-Bed, Extended-Cab Trucks No Slider Hitch Necessary



STUNNING FRONT CAP DESIGN
The fiberglass front cap for the SUNDANCE is all new with sleek radiuses and design lines flowing through it. The Patent Pending turning radius design is perfect for short-bed, extended-cab trucks!



Hide-A-Bed Sofa with 110 Volt Pump and Battery Power Pump. Sets up and deflates in seconds.



AM/FM CD/DVD MP3 Stereo with one touch speaker control for outdoor, bedroom or living areas. Control the stereo from your Bluetooth enabled smart phone, stream music from your smart phone and even place or receive calls through the Wireless Link system.




LIGHTER TANK
INSULATED TANK

MORE HOT WATER:

So many RVs are equipped with basic 6 or 10 gallon hot water heaters and that's all you get. SUNDANCE features a Quick Recovery system that can heat up to 18 gallons per hour making the difference between just getting wet and enjoying a hot shower. Additionally our water heater is significantly lighter than others and there is no anode rod to replace saving you time, weight and money.

18 GALLONS PER HOUR



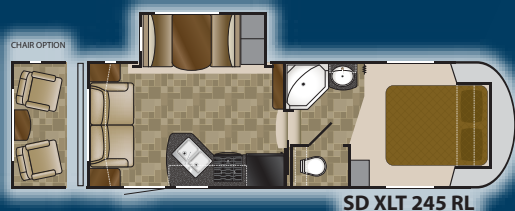
Flex-Foil Insulation:

An incredible insulated blanket of double, flex-foil insulation with an R-value of 14 is laid the full length of the underbelly and the bedroom/ bathroom deck of the coach to provide maximum energy efficiency.



2° of Slope assists in removal of any sediment buildup when emptying the black tank.





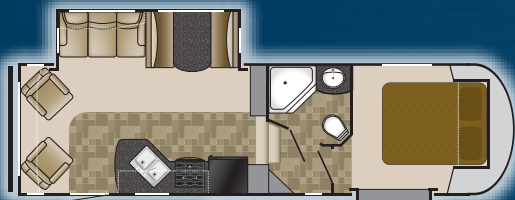
SD XLT 245 RL

Length: 26' 4" Dry: 6,610 GVWR: 9,900
Height: 11' 10" Hitch: 1,135 Tanks: 53^F 40^G 40^B



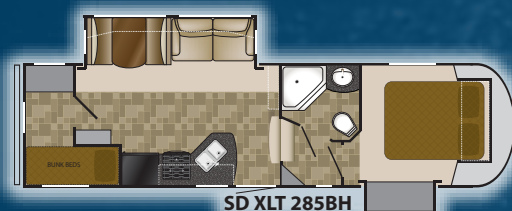
SD XLT 265 RK

Length: 28' 5" Dry: 6,970 GVWR: 9,900
Height: 11' 10" Hitch: 1,270 Tanks: 53^F 80^G 40^B



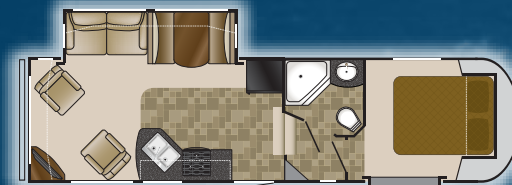
SD XLT 277 RL

Length: 29' 10" Dry: 7,466 GVWR: 9,900
Height: 11' 10" Hitch: 1,625 Tanks: 53^F 40^G 40^B




SD XLT 285 BH

Length: 31' 7" Dry: 7,580 GVWR: 9,900
Height: 11' 10" Hitch: 1,420 Tanks: 53^F 80^G 40^B




SD XLT 287 RL

Length: 31' 3" Dry: 7,620 GVWR: 9,900
Height: 11' 10" Hitch: 1,690 Tanks: 53^F 80^G 40^B




SD XLT 293 RE

Length: 31' 6" Dry: 7,990 GVWR: 9,900
Height: 11' 10" Hitch: 1,570 Tanks: 53^F 80^G 40^B



Bistro




Cedar



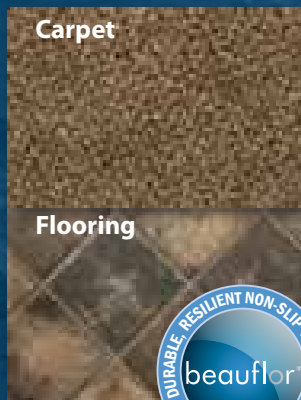
Toffee



Sahara



Mocha



Carpet

Flooring



HIGHER STANDARDS

INTERIOR

- Residential Counter Tops
- Smoke Detector
- LP Detector
- Fire Extinguisher
- 8 ft. Wide-Body Design
- 78" Interior Height
- Monitor Panel
- Cable TV
- Ducted 13.5 A/C
- 12V, AM/FM CD/DVD/MP3 Player
- Venetian Cabinets
- TV Antenna w/Booster
- Hide-A-Bed Air Mattress

KITCHEN

- Steel Ball-Bearing Drawer Guides -Full Extension
- Hi-Rise Kitchen Faucet
- Oven and Microwave
- Residential Quality Beaflor
- Power Range Hood w/Light
- 6 Cu. Ft. Double Door Refer
- Large Single Basin Sink

BATH AREA

- Shower Skylight
- Tub Surround with Built-in Shelves
- Hardwood Medicine Cabinet
- Power Vent in Bathroom
- Porcelain Foot Flush Toilet

BEDROOM

- 60" x 80" Queen Bed
- Bedroom Night Stands
- Reading Lights

EXTERIOR

- 1-Piece ABS Underbelly
- E-Z Lube Hubs
- Stab Jacks
- 15" Tires and Wheels
- Outside Speakers
- Outside Shower
- Patio Awning
- Spare Tire
- Exterior 120V Outlet
- Entry Grab Handle
- One Piece Rubber Roofing Material
- Fiberglass Front Cap

FEATURES

- 30,000 BTU Furnace
- The First UDC (Universal Docking Center) in a Lightweight, Mid-Pro 5th Wheel!
- 18 Gal Per Hour Gas/Electric DSI Water Heater
- Heated and Enclosed Underbelly
- Electric Slide Outs
- Black Tank Flush System
- Texas Style Storage Doors
- XLT KITCHEN PACKAGE:
- Upgraded Brushed Satin Nickel Hardware
- Upgraded Decorative Glass Inserts
- Removable Dinette Table (inside/outside) 245RL Only)
- Full Extension Ball Bearing Drawer Guides
- U-Shaped Dinette (293 RE only)

OPTIONS

- 15K A/C
- 32" LCD TV
- Two Chairs IPO Sofa (245 RL)
- Freestanding Dinette Table & Chairs
- Queen Memory Foam Pillow Top Mattress Option
- Aluminum Wheels

* LITE-WEIGHT STRENGTH PKG.

(includes):

- Strong Laminated Crowned Roof
- Block Foam Brick Insulation
- Aluminum Construction (front, back and side walls, floor, roof)
- Enclosed and Heated Underbelly
- Triple Entry Step
- Tinted Safety Glass Windows
- 2" Thick (R-9) Sidewall Construction
- Roof & Floor (R-14) Insulation
- 4 Stabilizer Jacks
- HD Leaf Spring Suspension
- Two 30 lb. Dual LP Tanks



Note: Overall Length defined as tow point (Ball coupler for travel trailers / King pin for 5th wheel trailers) to rear bumper. It does not include the rear ladder.



Heartland Recreational Vehicles
1001 All-Pro Drive • Elkhart, IN 46514 • 574-262-5992

Community. Convenience. Close-to-home.

Where you purchase your recreational vehicle is ultimately your decision but Heartland urges you to consider buying at your local dealer. Dealers are part of your community, providing jobs and contributing to your local economy. These dealers are under obligation to provide warranty service for products they sell, but are not legally required to service products purchased from other dealers. At some point, you may need to return to the dealer you buy from - why not stay close to home? After all, home is where your Heartland is!

BENEFITS OF PURCHASING YOUR RV LOCALLY:

- You enjoy valuable relationship building with Dealer Representatives, close to your home, who will explain the features and benefits of the product.
- You receive a full product orientation prior to delivery, which includes hands-on directions for many of the coach's systems and functions. You are also introduced to the Dealership's Service/Parts/Warranty personnel who are at the ready to help you with any issues you may encounter, now and in the future.
- You enjoy customer PRIORITY. Dealerships generally service their purchasing customers first - others may experience long delays and miss opportunities to use their RV. What is it worth for you to have a dealership's full attention and motivation to satisfy you when you need service - in a timely manner?
- Valuable TAX dollars and jobs stay in YOUR community which pays for your roads, schools, police and fire departments.

DON'T UNDERESTIMATE CUSTOMER SERVICE AND PERSONAL CARE!

For Canadian Residents: If you purchase an RV out-of-country, there are additional fees, taxes and inspections that must be met before bringing your product home. Your local Canadian dealers are experts in these provisions.

Your Authorized Heartland Dealer:

www.HEARTLANDRVs.com



Experience: Product Walk-Through Videos • Side By Side Comparisons
Feature Videos • Photo Galleries • Virtual 360° Tours
Detailed Floor Plans • News • Testimonials • Customer Service
Service Locator • Owners Club • More at our Informative Web Site


SUNDANCE
BY HEARTLAND

SUNDANCE
BY HEARTLAND
XLT
ULTRA-LITE

VENDOR DIRECT 800#	
CALL DIRECT FOR DIRECT RESULTS! TOLL FREE & WARRANTY PHONE NUMBERS	
LIPPERT 1-800-624-7821	SUBURBAN 1-423-775-2121
DEXTER AILE 1-800-624-7821	SWAN 1-800-228-7821
DOMETIC 1-800-624-7821	S&B 1-800-228-7821
NORCO 1-800-347-2332	FLAIR 1-800-624-7821
SHUR-LOW 1-800-624-7821	SEAT TECH 1-800-624-7821
THETFORD 1-800-624-7821	ONAN 1-800-624-7821
KOB 1-800-228-7821	COMPLEX 1-800-624-7821
TREXID TIME 1-800-443-8987	HAUER 1-800-443-8987
A.S.A. 1-800-624-7821	CAREFREE 1-800-443-8987
PROGRESSIVE 1-800-624-7821	DEKA 1-800-443-8987
CHENG 1-800-228-7821	WHIRLPOOL 1-800-443-8987
ATWOOD 1-800-624-7821	MAYTAG 1-800-443-8987
	NORCOLD 1-800-443-8987

**Call Direct,
Fast Results!
800# LABEL
IN EVERY HEARTLAND**

We provide a convenient sticker in each coach listing the warranty phone numbers of our most common vendor partners so that if you choose to, you may work directly with them to more quickly resolve issues or obtain replacement items.



**HEARTLAND
CUSTOMER SERVICE
WE'VE GOT YOUR BACK!**

Over 40 men and women located in a dedicated facility servicing our customers every day. With a dealer network of over 400 locations across the U.S. and Canada, you're never far from an authorized Heartland dealer.

Product information is as accurate as possible as of the date of publication of this brochure. Due to Heartland's commitment to continuous product improvement - floorplans, materials, components, features, specifications, options, etc. are subject to change without notice or obligation to Heartland Recreational Vehicles. Product information and specifications apply to coaches beginning with serial number 246100.

Tow Vehicle Caution: Owners of Heartland recreational vehicles are solely responsible for the selection and proper use of tow vehicles. All customers should consult with a motor vehicle manufacturer or their dealer concerning the purchase and use of suitable tow vehicles for Heartland products. Heartland disclaims any liability or damages suffered as a result of the selection, operation, use or misuse of a tow vehicle. Heartland's limited warranty does not cover damage to the recreational vehicle or the tow vehicle as a result of the selection of the tow vehicle.

See your nearest Heartland dealer to review a current model. 40,000 Litho 11/11 Rev B