

The **LEGEND**
is **BACK**



BY HEARTLAND

Prowler

Visit HEARTLAND on:







Prowler is equipped with modern technology, including the multi-media entertainment unit that plays your favorite MP3s, CDs, DVDs and more.



Prowler's innovative design provides this built in storage area for a perfect place to keep your spare shoes.



You'll feel at home in a Prowler with features like the dinette booth or optional dinette and chairs, large two basin sink, beautiful wood cabinetry, residential flooring, large windows and many more great features. You won't have to sacrifice any of the comforts you've come to cherish at home.





A place for everything and everything in its place. Huge overhead storage and plentiful undercabinet storage with full extension drawer hardware all wrapped in bird's eye, knotty hardwood cabinetry.



Bigger 50/50 sink allows you to wash all of your dishes hassle free, mounted in a oversized, radiused countertop with 25% more workspace than traditional squared off countertops





Convenient microwave
above the large oven with
three burner cooktop.



STANDARDS

Prowler Sport

Steel Ball-Bearing Drawer Guides
Radius Cornered Entry Door (pic. 1)
Porcelain Stool w/ Foot Flush (where available)
2 Outside Speakers
Large Bedroom Overhead Cabinet w/4 Doors
Innerspring Mattress (select models)
Bedroom Privacy Door (where available)
Full 84" (7ft.) Interior Ceiling Height
Full 73" (6ft. 1in.) Ceiling Height in Slide Room
Fully Decked/Fully Walkable Roof Structure
EZ-Lube Axles
Radius Tinted Windows w/Safety Glass (Pic. 2)
6 Gallon DSI Gas/Electric Water Heater
Water System Winterization Kit
Water Heater Bypass
High-Rise Faucet
Range Hood w/Light & Exhaust Fan
Real Wood Drawer Fronts
Cable TV Hook-Up w/RG6 Coax Cable
Roof Mounted Antenna for Radio
Crank-Up RV Antenna w/Signal Booster
Bedspread
Systems Monitor Panel
Fast-Blast A/C Grill
Porcelain Sink in Bathroom
110V Outlet for Awning Lights (Pic. 3)
Living Room Border
Kitchen Tile Border Tape
30# LP Bottles w/Cover (Pic. 4)
Trash Can Cabinet in Kitchen
Bedroom Feature Wall

Prowler Sport


Prowler

Prowler (includes all standards above)

ABS Tub/Shower Surround
Sliding Pocket Doors
71" (6ft. 1in.) Ceiling Height in Slide Room
Fully Decked Walkable Roof Structure
Raised Panel Kitchen Overhead Cabinet Doors
Colored Diamond Plated Lower Front Profile
Night Shades Throughout
Overhead Cabinets Over Sofa in Super-Slides
Fabric Covered Box Valances w/Lambrequin Legs in LR

Prowler Shadow Edition (includes all standards above)

Laminated Fiberglass Walls
DVD Entertainment System
71" (6ft. 1in.) Ceiling Height in Slide Room
Real Wood Drawer Fronts
Hard Door to Bedroom



Shadow	Prowler	Sport	OPTIONS
			INTERIOR DECORS
•	•	•	Bamboo Suede
•	•	•	Rustic Mandarin
•	•	•	Bahama Berry
			EXTERIOR OPTIONS
•	•	•	Spare Tire and Carrier
•	•	•	Stabilizer Jacks (4) (Picture 5)
•	•	•	Exterior Shower
•	•	•	Toy Lock
•	•	•	Bike Rack (Picture 13)
•	•	•	Keyless Entry (Picture 6)
•	•		Power Stabilizer Jacks (2 pair)
•	•		Black Tank Flush System
•	•		Rear Ladder
•	•		Power Electric Awning
•	•		Aluminum Rims (Picture 7)
•	•		Pac-n-Play Door
•			Outside Kitchen (321BHDD ONLY)
			INTERIOR OPTIONS
•	•	•	Range Cover
•	•	•	Rear Dinette IPO Bunk (301BHS, 331DSBS)
•	•		Hide-a-bed Sofa
•	•		Pillowtop Mattress
•	•		26" LCD Flat Screen TV
•	•		Rear Dinette IPO Lower Bunk
•	•		8 cu ft. Refer
•	•		6 Panel Refer Fronts
•	•		Free Standing Dinette
			HEATING & COOLING UPGRADES
•	•		15,000 A/C BTU IPO 13,500 A/C
•			10 Gal. DSI Water Heater



- Standard Features pictured above:
- Large underneath cargo storage
 - Easy access door latch
 - Pull-out entry steps
 - 1.5 inch thick baggage doors
 - Innovative rain gutter



SPORT

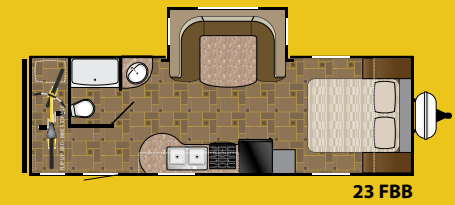


Prowler
BY HEARTLAND



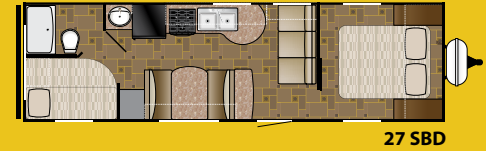
**SHADOW
EDITION**

TRAVEL TRAILERS



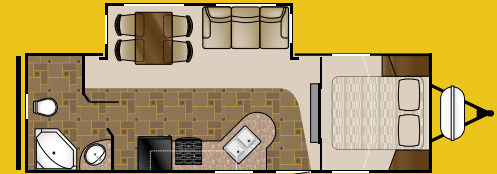
23 FBB

GVWR: 8,600 lb.
Dry: 5,906 lb.
Hitch: 572 lb.
Length: 30'-10"
Height: 10'-10"



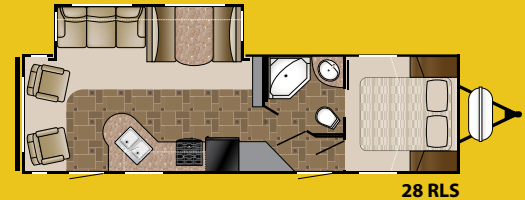
27 SBD

GVWR: 8,600 lb.
Dry: 5,906 lb.
Hitch: 572 lb.
Length: 30'-10"
Height: 10'-10"



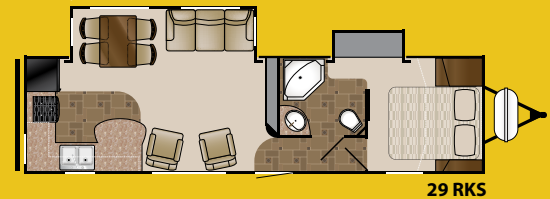
27 RBS

GVWR: 8,600 lb.
Dry: 5,906 lb.
Hitch: 572 lb.
Length: 30'-10"
Height: 10'-10"



28 RLS

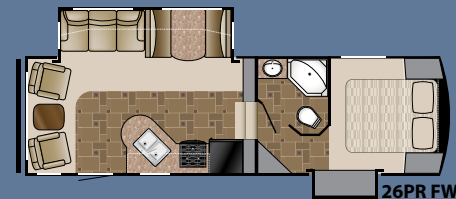
GVWR: 8,600 lb.
Dry: 5,906 lb.
Hitch: 572 lb.
Length: 30'-10"
Height: 10'-10"



29 RKS

GVWR: 8,600 lb.
Dry: 5,906 lb.
Hitch: 572 lb.
Length: 30'-10"
Height: 10'-10"

FIFTH WHEELS



26PR FW

GVWR: 8,600 lb.
Dry: 5,906 lb.
Hitch: 572 lb.
Length: 30'-10"
Height: 10'-10"



28PR FW

GVWR: 8,600 lb.
Dry: 5,906 lb.
Hitch: 572 lb.
Length: 30'-10"
Height: 10'-10"



Heartland Recreational Vehicles
1001 All-Pro Drive • Elkhart, IN 46514 • 574-262-5992

Community. Convenience. Close-to-home.

Where you purchase your recreational vehicle is ultimately your decision but Heartland urges you to consider buying at your local dealer. Dealers are part of your community, providing jobs and contributing to your local economy. These dealers are under obligation to provide warranty service for products they sell, but are not legally required to service products purchased from other dealers. At some point, you may need to return to the dealer you buy from - why not stay close to home? After all, home is where your Heartland is!

BENEFITS OF PURCHASING YOUR RV LOCALLY:

- You enjoy valuable relationship building with Dealer Representatives, close to your home, who will explain the features and benefits of the product.
- You receive a full product orientation prior to delivery, which includes hands-on directions for many of the coach's systems and functions. You are also introduced to the Dealership's Service/Parts/Warranty personnel who are at the ready to help you with any issues you may encounter, now and in the future.
- You enjoy customer PRIORITY. Dealerships generally service their purchasing customers first - others may experience long delays and miss opportunities to use their RV. What is it worth for you to have a dealership's full attention and motivation to satisfy you when you need service - in a timely manner?
- Valuable TAX dollars and jobs stay in YOUR community which pays for your roads, schools, police and fire departments.

DON'T UNDERESTIMATE CUSTOMER SERVICE AND PERSONAL CARE!

For Canadian Residents: If you purchase an RV out-of-country, there are additional fees, taxes and inspections that must be met before bringing your product home. Your local Canadian dealers are experts in these provisions.

Your Authorized Heartland Dealer:

www.HEARTLANDRVS.com

Experience:

- Product Walk-Through Videos
- Side By Side Comparisons
- Feature Videos • Photo Galleries
- Virtual 360° Tours
- Detailed Floor Plans
- News • Testimonials
- Customer Service
- Service Locator
- Owners Club • More

at our Informative Web Site

Prowler

BY HEARTLAND

VENDOR DIRECT 800#	
CALL DIRECT FOR DIRECT RESULTS! TOLL FREE 5 WARRANTY PHONE NUMBERS	
LIPPERT 1-888-524-7821	SUBURBAN 1-423-775-2121
DEXTER AILE 1-674-285-7888	SWAN 1-800-228-7928
DOMETIC 1-800-544-4881	S & S 1-674-288-7888
NORCO 1-800-347-2332	FLAK 1-874-524-2162
SHUR-LOW 1-800-854-3218	SEAT TECH 1-888-524-7821
THETFORD 1-800-543-1218	ONAN 1-800-888-6828
WOB 1-800-285-7881	COMPLEX 1-800-488-6863
TRIDENT TIRE 1-800-443-4967	HAUER 1-877-481-4788
A.S.A. 1-800-488-3135	CAREFREE 1-800-422-3230
PROGRESSIVE 1-269-781-4241	DEKA 1-800-439-6884
CHENG 1-877-284-8887	WHIRLPOOL/ MAYTAG 1-800-546-8086
ATWOOD 1-888-889-3118	NORCOLD 1-800-543-1218

Call Direct, Fast Results! 800# LABEL IN EVERY HEARTLAND

We provide a convenient sticker in each coach listing the warranty phone numbers of our most common vendor partners so that if you choose to, you may work directly with them to more quickly resolve issues or obtain replacement items.



HEARTLAND CUSTOMER SERVICE WE'VE GOT YOUR BACK!

Over 40 men and women located in a dedicated facility servicing our customers every day. With a dealer network of over 400 locations across the U.S. and Canada, you're never far from an authorized Heartland dealer.

Product information is as accurate as possible as of the date of publication of this brochure. Due to Heartland's commitment to continuous product improvement - floorplans, materials, components, features, specifications, options, etc. are subject to change without notice or obligation to Heartland Recreational Vehicles.

Product information and specifications apply to coaches beginning with serial number 212055.

Tow Vehicle Caution: Owners of Heartland recreational vehicles are solely responsible for the selection and proper use of tow vehicles. All customers should consult with a motor vehicle manufacturer or their dealer concerning the purchase and use of suitable tow vehicles for Heartland products. Heartland disclaims any liability or damages suffered as a result of the selection, operation, use or misuse of a tow vehicle. Heartland's limited warranty does not cover damage to the recreational vehicle or the tow vehicle as a result of the selection of the tow vehicle.

See your nearest Heartland dealer to review a current model. 25,000 Litho 10/10