



A FULL LINEUP OF LIGHTWEIGHT  
TRAVEL TRAILERS  
& FIFTH WHEELS



LIGHTWEIGHT LAMINATED TRAVEL TRAILERS

FIFTH WHEELS

**North Trail**  
BY HEARTLAND

*Take The Trail That Leads To Your Dreams...*





True Lightweight  
Luxury. *Model 31RESS*

Choose the NORTH TRAIL by Heartland Recreational Vehicles for the ultimate in ultra lightweight luxury and value! The NORTH TRAIL's all-aluminum, laminated construction provides unmatched strength and support - providing your family with years of carefree use. The interiors of the NORTH TRAIL are open and spacious with numerous multiple slide-out floorplan arrangements. It's NORTH TRAIL models like this one that make it hard for us to convince customers this really is an ultra light weight unit!



BEDROOM SIDE



With a clean exterior look featuring sleek graphics, an aerodynamic front end design and LP bottle cover, the NORTH TRAIL looks good behind any tow vehicle!

# TRAVEL TRAILERS



Flip around entertainment centers allow you to use one LCD TV for both the living area or the bedroom saving you space and the expense of a second TV.





Model 31BDSS, 31QBS

Whether it's game time, meal time, or bedtime - this flexible dinette is perfect for the kids!

Wide open, spacious floorplans are the norm in the NORTH TRAIL line of ultra light weight towables. While large kitchens like this are typically reserved for coaches costing thousands more, this NORTH TRAIL model provides a truly wide-open feel, as well as large base cabinet and overhead storage, over-sized windows and a sofa and dinette that both convert into beds for additional sleeping capacity.



(Travel Trailers Only)



(Radial Tires on King Slides and Fifth Wheels Only)



INCREDIBLE TOWING AND BALANCE!



# North Trail

BY HEARTLAND

NORTH TRAIL ultra lightweigh towables are designed with young families in mind! Just take a look at this model with a convenient dinette built right in the bunkhouse area, as well as an entertainment center, large base cabinet storage for clothes and games and more. The dinette makes into a bed for added sleeping space.

Model 31RESS







This bedroom is typical of most NORTH TRAIL units, featuring a large queen bed, an abundance of overhead cabinets, matching shirt closets, nightstands, and two windows for great ventilation.



When it comes to underbed storage - NORTH TRAIL has thought of you - providing two deep pull-out drawers which can be accessed even when someone is on the bed!



LARGER PASS THROUGH STORAGE allows NORTH TRAIL owners to store larger items such as this full-size cooler!



Preserving our environment is very important to HEARTLAND. We strive to reduce, reuse and recycle in every facet of the corporation. We are reducing paper waste with new electronic processing, our vendor partners reuse packaging and crating for many components and we recycle all aluminum scrap, wood cutoffs, skids, wire, cardboard and plastic containers. Heartland is doing our part to preserve the environment so you and your children's children can enjoy RVing in all that our precious environment has to offer.

## LUXURIOUS DECORS

Four elegant decors featuring durable fabrics on the furnishings and window coverings.



WINE



COFFEE



BREEZE



CAMEL SUEDE



Heartland's optional Toy Lok is perfect for quickly and easily securing bikes, grills, furniture and anything else that needs to be secured when you leave your site unattended.





# More Storage!

NORTH TRAIL ultra lightweight towables by Heartland simply offer more well-thought-out, planned storage opportunities than any other brands in their class! Just look at the incredible amount of storage provided in just the kitchen area of this one NORTH TRAIL travel trailer! You will be amazed at what you can take with you when you travel in a NORTH TRAIL.



NORTH TRAIL is one of the few ultra lightweight to feature full-extension, steel ball-bearing drawer guides for maximum storage space, strength and ease of use. Don't settle for less - choose NORTH TRAIL as the best overall value for your money!





# YOUR LAMINATED WORLD...



Some companies stand behind their products. We stand on top of ours. These 21 North Trail employees are so confident in the quality of their own work they eagerly jumped at the opportunity to demonstrate the strength and durability of Heartland's laminated construction.



**OVER 1,500 lbs.!**

While you want to avoid walking on other light weight towables roofs - we were able to easily put this Rhino™ four wheeler with a driver on the roof of the NORTH TRAIL Trailer featuring ALL ALUMINUM trusses with tapered Block Foam Bricks - laminated together for a longer lasting, much STRONGER construction!



## LAMINATED FLOOR SYSTEM

NORTH TRAIL's LAMINATED Floor System is one of the **STRONGEST FLOORS** in the industry! Featuring sturdy 2.5" Aluminum Framing; thick Block Foam Insulation; One-Piece Seamless Decking and a Thermo-Board Luan on the bottom. All of this is Laminated together for Maximum Strength and Insulation R Value - virtually eliminating flex in the floor!



**NORTH TRAIL's LAMINATED Floor Construction** easily supported over 1,800 lbs. of Water Jugs in one spot - resulting in less than 1/4" of flex!!

Heartland builds recreational vehicles with as many residential features and construction methods as possible and we are excited to introduce this 3" Laminated Floor System in our top three lines of fifth wheels. Choose Heartland for Maximum Strength; Maximum Insulation Value; and Minimal Flex!!



**HEARTLAND's 3" LAMINATED FLOOR**

\* 3" Floor construction on King Slide Travel Trailers and Fifth Wheels.  
2" Floor construction on Travel Trailers.



# Strength, Durability & Comfort BEYOND COMPARE!

## LAMINATED ROOF SYSTEM

The combination of these three systems bring you the Strongest and Lightest construction available while also providing unparalleled noise reduction, thermal insulation and durability. Protecting your investment is important to HEARTLAND. Laminated construction provides that protection in addition to offering peace of mind that you will be spending more time enjoying your family and travels than worrying about repairing your RV.

### BEST-IN-CLASS

- INSULATION - R VALUE
- NOISE REDUCTION
- DURABILITY
- STRENGTH
- LOOKS



- RUBBER SKIN
- WOOD DECKING
- BLOCK FOAM INSULATION
- ALUMINUM RIBS & PERIMETER
- DECORATIVE, TEXTURED CEILING VINYL

**3 INCHES - FIVE LAYERS**



## LAMINATED WALL SYSTEM



Lightweight  
ALUMINUM

**2" THICK  
SIDEWALLS!**



Just an 1/8" thick foam cup protects your hand from scalding hot coffee... imagine what nearly 2" of block foam does for your Laminated Heartland Sidewall!

Double Welded, Fully Laminated  
Sidewall Construction

**Strength, Durability & Comfort BEYOND COMPARE!**

### SOUND BARRIER



### THERMAL EFFICIENT



### SUPER STRENGTH

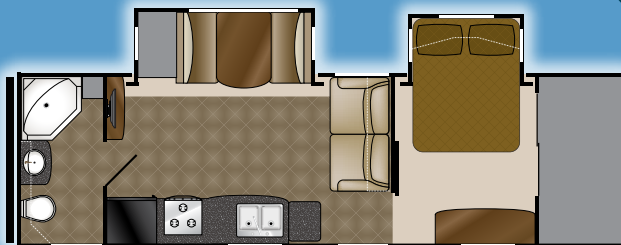




# KING SLIDES



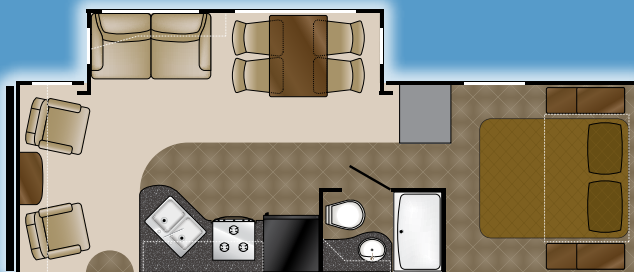
**I ONLY WEIGH 6,590 lb**



**NT 26BRSS**

GVWR: 8,600 lb.  
Dry: 6,590 lb.  
Hitch: 718 lb.  
Length: 32'-6"  
Height: 10'-10"


**I ONLY WEIGH 5,899 lb**



**NT 26 LRSS**

GVWR: 8,600 lb.  
Dry: 5,899 lb.  
Hitch: 542 lb.  
Length: 30'-2"  
Height: 10'-10"

**I ONLY WEIGH 6,450 lb**



**NT 29RBSS**

GVWR: 8,600 lb.  
Dry: 6,450 lb.  
Hitch: 718 lb.  
Length: 33'-5"  
Height: 10'-10"

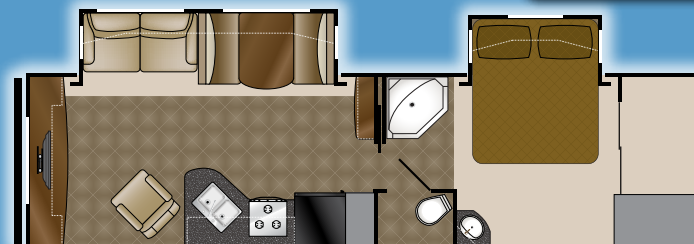


*Model 31RESS*



One touch of the button raises the TV.  
Simply press the TV back down when you  
are done watching or ready to pack up.

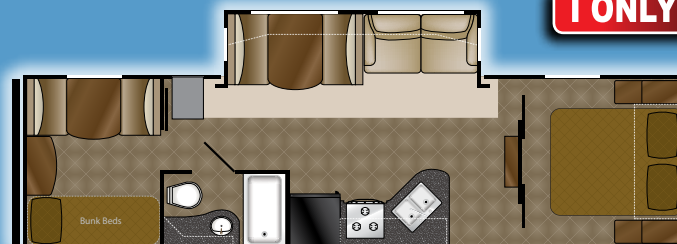
**I ONLY WEIGH 7,398 lb**



**NT 31RESS**

GVWR: 8,600 lb.  
Dry: 7,398 lb.  
Hitch: 822 lb.  
Length: 35'-8"  
Height: 10'-10"

**I ONLY WEIGH 6,493 lb**




**NT 31BDSS**

GVWR: 8,600 lb.  
Dry: 6,493 lb.  
Hitch: 810 lb.  
Length: 34'-5"  
Height: 10'-10"



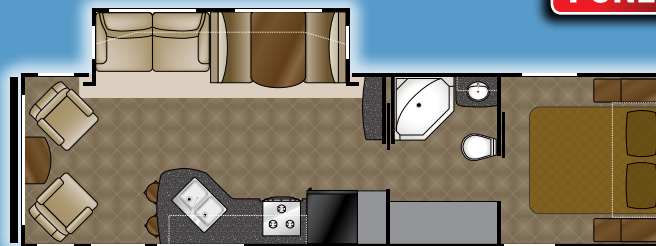
**I ONLY WEIGH 6,470 lb**



**NT 29BHSS**

GVWR: 8,600 lb.  
Dry: 6,470 lb.  
Hitch: 730 lb.  
Length: 33'-5"  
Height: 10'-10"

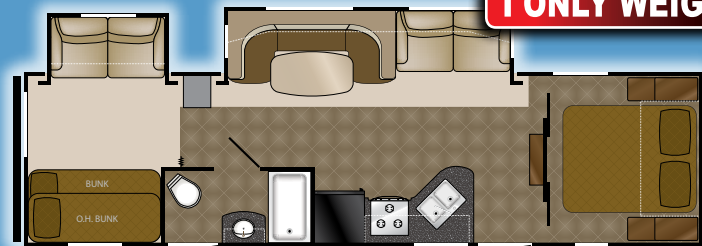
**I ONLY WEIGH 6,612 lb**



**NT 31RLSS**

GVWR: 8,600 lb.  
Dry: 6,612 lb.  
Hitch: 786 lb.  
Length: 33'-11"  
Height: 10'-10"

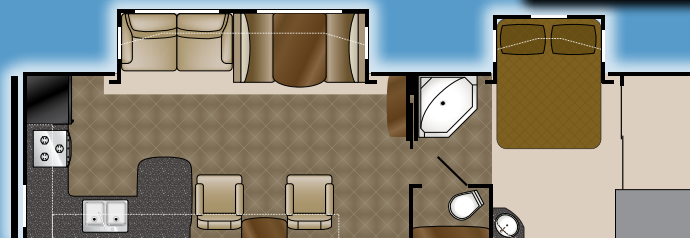
**I ONLY WEIGH 7,125 lb**



**NT 32BHDS**

GVWR: 8,600 lb.  
Dry: 7,125 lb.  
Hitch: 814 lb.  
Length: 35'-5"  
Height: 10'-10"

**I ONLY WEIGH 7,391 lb**



**NT 31RKDS**

GVWR: 8,600 lb.  
Dry: 7,391 lb.  
Hitch: 890 lb.  
Length: 36'-9"  
Height: 10'-10"

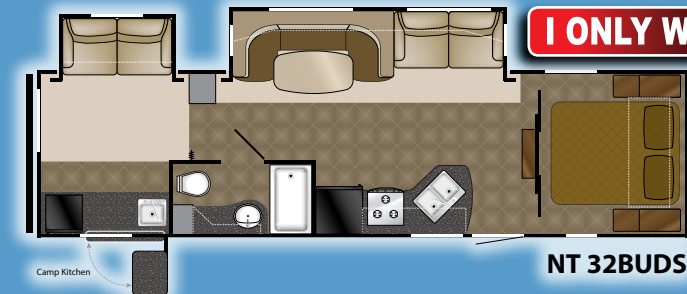
**I ONLY WEIGH 6,999 lb**



**NT 32QBSS**

GVWR: 8,600 lb.  
Dry: 6,999 lb.  
Hitch: 708 lb.  
Length: 35'-5"  
Height: 10'-10"

**I ONLY WEIGH 7,299 lb**



**NT 32BUDS**

GVWR: 8,600 lb.  
Dry: 7,299 lb.  
Hitch: 655 lb.  
Length: 35'-10"  
Height: 10'-10"

*Model 32BUDS*

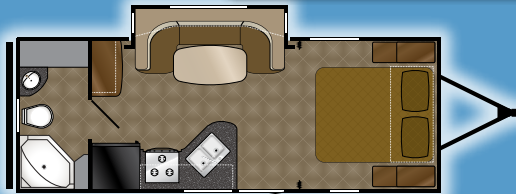




# TRAVEL TRAILERS



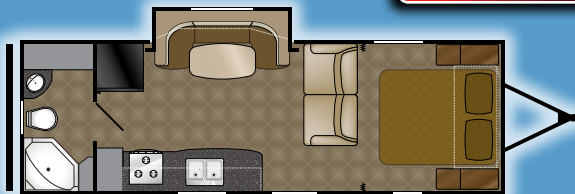
**I ONLY WEIGH 4,361 lb**



NT 21FBS

GVWR: 6,900 lb.  
Dry: 4,361 lb.  
Hitch: 390 lb.  
Length: 26'-4"  
Height: 9'-10"

**I ONLY WEIGH 5,050 lb**

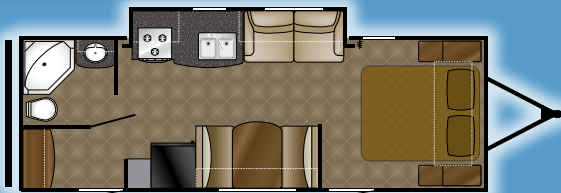


NT 22FBS

GVWR: 6,900 lb.  
Dry: 5,050 lb.  
Hitch: 325 Est.  
Length: 29'-7"  
Height: 9'-10"

**I ONLY WEIGH 4,980 lb**

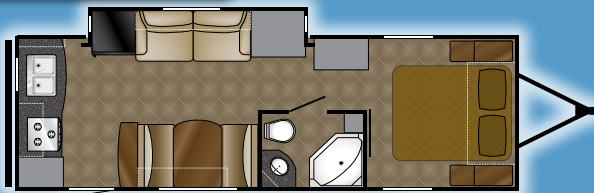
GVWR: 6,900 lb.  
Dry: 4,980 lb.  
Hitch: 352 lb.  
Length: 28'-8"  
Height: 9'-10"



NT 24RBS

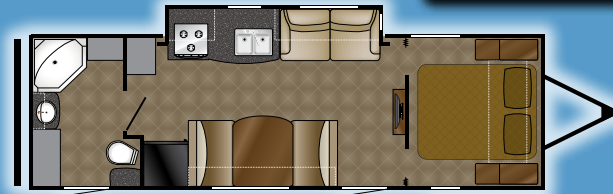
**I ONLY WEIGH 5,154 lb**

GVWR: 6,900 lb.  
Dry: 5,154 lb.  
Hitch: 620 lb.  
Length: 30'-3"  
Height: 9'-10"



NT 26RKS

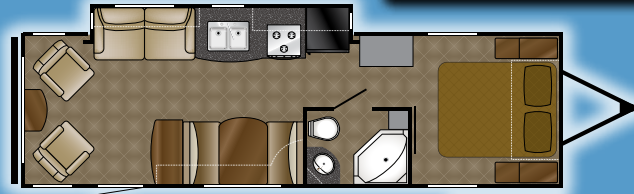
**I ONLY WEIGH 5,200 Est.**



NT 27RBS

GVWR: 6,900 lb.  
Dry: 5,200 Est.  
Hitch: 550 Est.  
Length: 31'-2"  
Height: 9'-10"

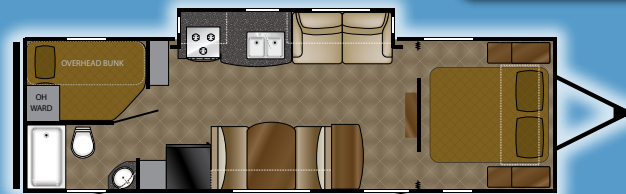
**I ONLY WEIGH 5,290 lb**



NT 28RLS

GVWR: 6,900 lb.  
Dry: 5,290 lb.  
Hitch: 690 lb.  
Length: 32'-0"  
Height: 9'-10"

**I ONLY WEIGH 5,025 lb**



NT 28BRS

GVWR: 6,900 lb.  
Dry: 5,025 lb.  
Hitch: 482 lb.  
Length: 31'-7"  
Height: 9'-10"

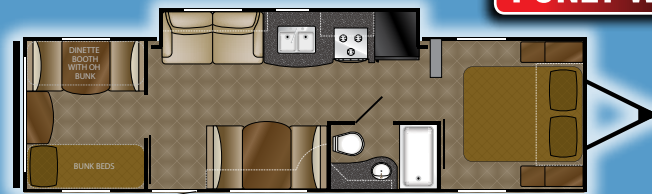
**I ONLY WEIGH 5,434 lb**



NT 31RED

GVWR: 6,900 lb.  
Dry: 5,434 lb.  
Hitch: 610 lb.  
Length: 32'-7"  
Height: 9'-10"

**I ONLY WEIGH 5,429 lb**



NT 31QBS

GVWR: 6,900 lb.  
Dry: 5,429 lb.  
Hitch: 675 lb.  
Length: 33'-5"  
Height: 9'-10"



## INTERIOR

- Radius Counter Tops
- Smoke Detector
- LP Detector
- Fire Extinguisher
- 8 ft. Wide-Body Design
- 78" Interior Height (T.T.)
- Monitor Panel in Bathroom
- Cable TV Prep
- Dual Ducted 13.5 A/C
- AM/FM CD/DVD Player
- LCD TV (T.T.)
- Raised Panel Overhead Cabinets
- Doors
- TV Antenna w/Booster

## KITCHEN

- Steel Ball-Bearing Drawer Guides
- -Full Extension
- Hi-Rise Kitchen Faucet
- Conventional Oven
- 3-Burner Range
- Residential Quality Linoleum Flooring
- Power Range Hood w/Light
- Double Door Refer
- Solid Surface Counter Tops
- Stainless Steel Sink with Cover

## BATH AREA

- Shower Skylight
- Tub Surround with Built-in Shelves
- Hardwood Medicine Cabinet
- Bathroom Power Vent w/Wall Switch
- Porcelain Foot Flush Toilet

## BEDROOM

- 74" Queen Bed, Foam - (80" in 5th)
- Pullout Drawers in Bedbase (most models)
- Bedroom Night Stands
- Reading Lights
- 120V Outlets on Both Night Stands

## EXTERIOR

- 1-Piece ABS
- Heated & Enclosed Underbelly
- E-Z Lube Hubs
- 4 Stab Jacks T.T. (2 on 5th)
- 14" Tires T.T. (15" on 5th)
- Outside Speakers
- Outside Shower
- Power Awning (T.T.)
- Spare Tire
- Exterior 120V Outlet
- Large Assist Entry Handle
- One Piece Rubber Roofing Material

## FEATURES

- Diamond Plate
- Front Rock Guard (T.T.)
- 25,000 BTU Furnace
- (35,000 BTU on King Slide Models)
- The FIRST UDC
- (Universal Docking Center)
- in a Lightweight, Mid-Pro 5th Wheel!
- (5th only)
- 6 DSI Gas/Electric Water Heater (T.T.)
- Fresh Water 36 Gal (T.T.) 47 Gal (5th)
- Gray/Black 37 Gal (T.T.) 40 Gal (5th)
- Electric Slide Outs
- Black Tank Flush System
- Texas Style Storage Doors
- XLT KITCHEN PACKAGE:
- - Upgraded Oil Rubbed Bronze Hardware
- - Upgraded Decorative Glass Inserts
- - Removable Dinette Table (inside/outside) (most models)
- - Large Viewing Window in Kitchen (T.T.)
- - Full Extension Ball Bearing Drawer Guides
- - Deep Pantry with Removable Shelves (most models)

## OPTIONS

- RVQ Grill (T.T.)
- Aluminum Wheels (T.T.)
- Power Stability Jacks (T.T.)
- 78" Pillow-Top Mattress (T.T.)
- Glazes Chestnut Maple (T.T.)
- Free Standing Dinette (King Slides)
- 15K A/C (T.T. & 5th)
- ToyLok (T.T. & 5th)
- 32" LCD TV (5th)
- Power Awning (5th)

### \* Lightweight Strength Package:

- Laminated Crowned Roof System
- Block Foam Brick Insulation
- Aluminum Construction
- (front, back and side walls, floor, roof)
- Enclosed and Heated Underbelly
- Radius Double Entry Step
- Tinted Safety Glass Windows
- 2" Thick (R-7) Sidewall Construction
- 4 Stabilizer Jacks with Sand Pads (T.T.)
- WIDE-TRAX Axle Placement (T.T.)
- HD Leaf Spring Suspension
- Dual 20 lb. LP Tanks (T.T.)
- Dual 30 lb. LP Tanks (5th)



Optional electric stability jacks with switches inside the storage compartment



Decorative Slide Room Facia Standard



Standard Power Awning



Optional RVQ Grill



Standard Pull-out Bike Rack





# North Trail

BY HEARTLAND

# FIFTH WHEELS.



Model 3300RLB



When it comes to interior spaciousness, the NORTH TRAIL easily wins "Best in Class"! You'll never lack for elbow room or storage space in one of these fifth wheel layouts.

The NORTH TRAIL ultra lightweight fifth wheel by Heartland Recreational Vehicles is truly one of the most value-packed coaches ever to hit the market in this price range! Featuring an abundance of Amish-crafted hardwood doors and drawers with full-extension steel ball-bearing drawer guides, radiused solid surface countertops, decorative glass inserts in the overheads and oil-rubbed bronze hardware - the NORTH TRAIL fifth wheel rivals many traditional luxury fifth wheels in terms of interior eye appeal and features!





Model 3300RLB



NORTH TRAIL's sleek, aerodynamic front cap translates into increased fuel efficiency for our owners which adds to the tremendous value of this coach.



Surrounded by beautiful Amish-crafted hardwood cabinetry including large overhangs, a pantry and entertainment center built for today's popular flat screen TVs, the roomy dinette in this NORTH TRAIL fifth wheel.




The NORTH TRAIL's large neo-angle shower and nice sized lav base and mirrored medicine cabinet rival those found in much larger coaches - costing thousands more!



Competitors Smaller 70" Beds Leave Your Feet Hanging Over the Edge!!

You'll appreciate the interior spaciousness found in the bedroom and bath area of the NORTH TRAIL fifth wheel - smartly designed with deep wardrobes, a built-in shelf in the headboard area with electrical outlets and individual lights.





Talk about Strength! The NORTH TRAIL's Laminated Roof is not only strong enough to walk on, it's strong enough for you and your friends to watch the race from!



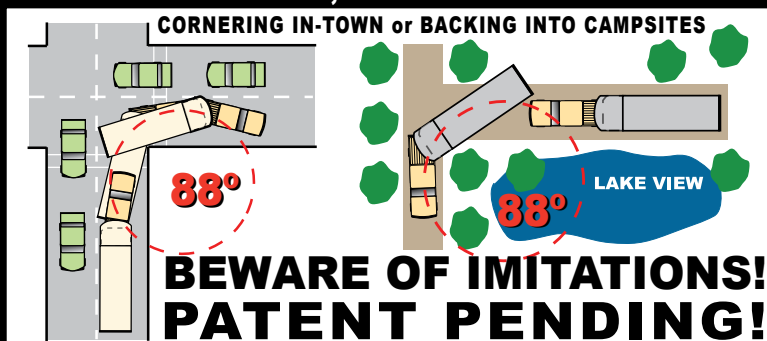
NORTH TRAIL 5th Wheels feature Heartland's famous Universal Docking Center (UDC) where many of the unit's hook-ups are concealed in one easy to access compartment!



The CROWNED LAMINATED ROOF is unique in the ultra lightweight towable marketplace - promoting snow, water and debris run-off!



Our owners enjoy the benefit and flexibility provided by our Inside/Outside Free Standing Dinette Table. Take it outside when you want to Grill while listening to your favorite music through our stereo Exterior Speakers!



NORTH TRAIL's TRULY AERODYNAMIC Front Fiberglass Cap design offers MAXIMUM Fuel Efficiency, while the Upgraded LED Lights Provide Long-Term Durability and Safety as they are Brighter and Easier to See!

You'll be impressed with the NORTH TRAIL 5th wheel's enormous pass-through exterior storage compartment - with room for all your travel storage needs!

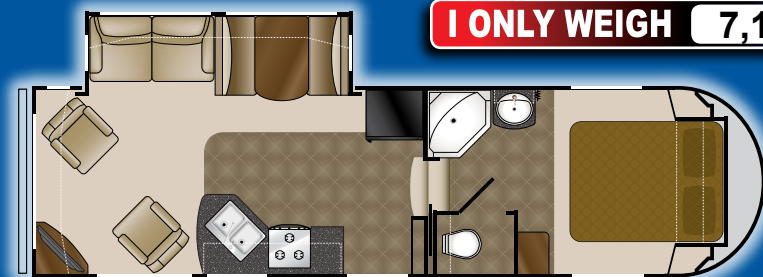




# FIFTH WHEELS.

# North Trail

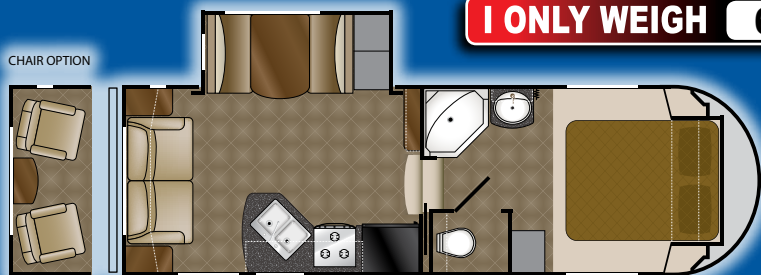
BY HEARTLAND



**I ONLY WEIGH 7,180 lb**

**NT 27RL**

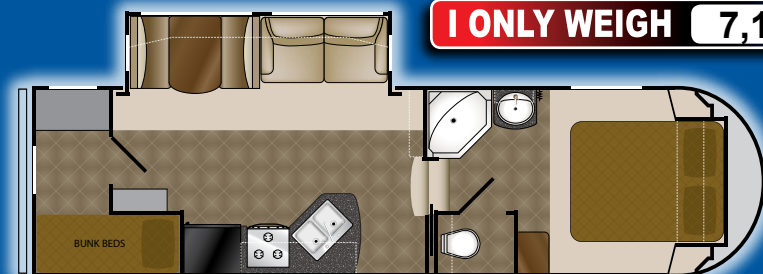
GVWR: 11,580 lb. Dry: 7,180 lb. Hitch: 1,420 lb.  
Length: 30'-5" Height: 11'-10"



**I ONLY WEIGH 6,610 lb**

**NT 24RL**

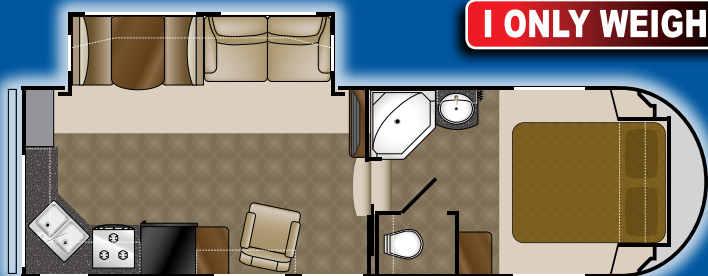
GVWR: 11,295 lb. Dry: 6,610 lb. Hitch: 1,135 lb.  
Length: 26'-4" Height: 11'-10"



**I ONLY WEIGH 7,120 lb**

**NT 28BH**

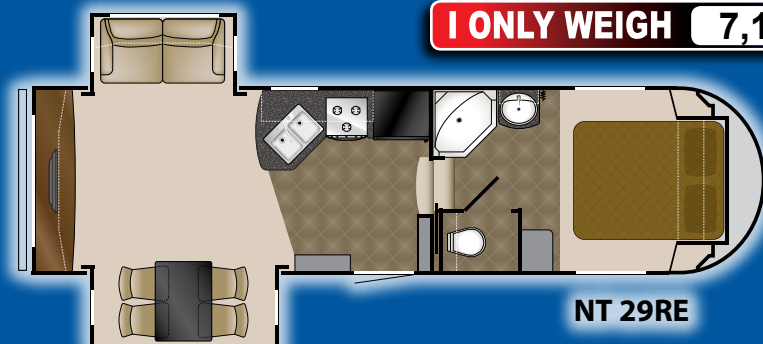
GVWR: 11,580 lb. Dry: 7,120 lb. Hitch: 1,420 lb.  
Length: 30'-5" Height: 11'-10"



**I ONLY WEIGH 6,792 lb**

**NT 26RK**

GVWR: 11,430 lb. Dry: 6,792 lb. Hitch: 1,270 lb.  
Length: 28'-5" Height: 11'-10"



**I ONLY WEIGH 7,120 lb**

**NT 29RE**

GVWR: 11,360 lb. Dry: 7,120 lb. Hitch: 1,200 lb.  
Length: 30'-5" Height: 11'-10"





Heartland Recreational Vehicles  
1001 All-Pro Drive • Elkhart, IN 46514 • 574-262-5992

## Community. Convenience. Close-to-home.

Where you purchase your recreational vehicle is ultimately your decision but Heartland urges you to consider buying at your local dealer. Dealers are part of your community, providing jobs and contributing to your local economy. These dealers are under obligation to provide warranty service for products they sell, but are not legally required to service products purchased from other dealers. At some point, you may need to return to the dealer you buy from - why not stay close to home? After all, home is where your Heartland is!

## BENEFITS OF PURCHASING YOUR RV LOCALLY:

- You enjoy valuable relationship building with Dealer Representatives, close to your home, who will explain the features and benefits of the product.
- You receive a full product orientation prior to delivery, which includes hands-on directions for many of the coach's systems and functions. You are also introduced to the Dealership's Service/Parts/Warranty personnel who are at the ready to help you with any issues you may encounter, now and in the future.
- You enjoy customer PRIORITY. Dealerships generally service their purchasing customers first - others may experience long delays and miss opportunities to use their RV. What is it worth for you to have a dealership's full attention and motivation to satisfy you when you need service - in a timely manner?
- Valuable TAX dollars and jobs stay in YOUR community which pays for your roads, schools, police and fire departments.

## DON'T UNDERESTIMATE CUSTOMER SERVICE AND PERSONAL CARE!

For Canadian Residents: If you purchase an RV out-of-country, there are additional fees, taxes and inspections that must be met before bringing your product home. Your local Canadian dealers are experts in these provisions.

Your Authorized Heartland Dealer:

# www.HEARTLANDRVS.com

**Experience:**

- Product Walk-Through Videos
- Side By Side Comparisons
- Feature Videos • Photo Galleries
- Virtual 360° Tours
- Detailed Floor Plans
- News • Testimonials
- Customer Service
- Service Locator
- Owners Club • More

at our Informative Web Site

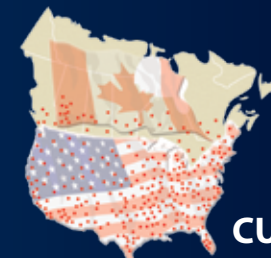
# North Trail

BY HEARTLAND

VENDOR DIRECT 800#	
CALL DIRECT FOR DIRECT RESULTS! TOLL FREE & WARRANTY PHONE NUMBERS	
LIPPERT 1-888-524-7821	SUBURBAN 1-423-775-7921
DEXTER AILE 1-674-285-7888	SWAN 1-800-228-7828
DOMETIC 1-800-544-4881	S&B 1-674-288-7888
DOMETIC 1-800-544-4881	SWAN 1-800-228-7828
NORCO 1-800-347-2332	SEAT TECH 1-888-524-7821
SHUR-LOW 1-800-854-3218	ONAN 1-800-888-6828
THETFORD 1-800-543-1218	COMPLEX 1-800-488-6883
WOB 1-800-285-7881	HAIER 1-877-481-4788
TREXID TIME 1-888-443-8987	CAREFREE 1-800-422-3230
A.S.A. 1-800-488-3135	DEKA 1-800-438-6884
PROGRESSIVE 1-268-781-4241	WHIRLPOOL 1-800-448-8088
CHENG 1-877-284-8987	MAYTAG 1-800-448-8088
ATWOOD 1-888-888-3118	NORCOLD 1-800-543-1218

## Call Direct, Fast Results! 800# LABEL IN EVERY HEARTLAND

We provide a convenient sticker in each coach listing the warranty phone numbers of our most common vendor partners so that if you choose to, you may work directly with them to more quickly resolve issues or obtain replacement items.



## HEARTLAND CUSTOMER SERVICE WE'VE GOT YOUR BACK!

Over 40 men and women located in a dedicated facility servicing our customers every day. With a dealer network of over 400 locations across the U.S. and Canada, you're never far from an authorized Heartland dealer.

Product information is as accurate as possible as of the date of publication of this brochure. Due to Heartland's commitment to continuous product improvement - floorplans, materials, components, features, specifications, options, etc. are subject to change without notice or obligation to Heartland Recreational Vehicles.

Product information and specifications apply to coaches beginning with serial number \_\_\_\_\_

**Tow Vehicle Caution:** Owners of Heartland recreational vehicles are solely responsible for the selection and proper use of tow vehicles. All customers should consult with a motor vehicle manufacturer or their dealer concerning the purchase and use of suitable tow vehicles for Heartland products. Heartland disclaims any liability or damages suffered as a result of the selection, operation, use or misuse of a tow vehicle. Heartland's limited warranty does not cover damage to the recreational vehicle or the tow vehicle as a result of the selection of the tow vehicle.

See your nearest Heartland dealer to review a current model. 30,000 Litho 1/10