

# BIG COUNTRY



WHERE VALUE MEETS LUXURY

 BROUGHT TO YOU BY  
**HEARTLAND®**



## TOP 5 EXTERIOR FEATURES

1. **Azdel laminated sidewalls** with lightweight non-wood substrate, sound barrier and better insulation value
2. **Patent pending Stor-Mor** three sided access to basement with 30% more capacity
3. **Country Road Suspension** – Double 7,000lb industry leading axles, brake system, suspension system with leaf springs and wet bolt kit
4. **Country Built Tough Construction** – 2" thick sidewall with high density block foam insulation and aluminum structure, 12" powder coated steel I-beam frame and fully walkable TPO roof system
5. **Big Country Welcome Home Entrance** – Zero gravity entrance step, Over-sized grab handle, and ultra pro door handle for easy access



The Azdel and aluminum components of our laminated sidewall weigh less sacrificing by using heavy and less durable materials.

## TOP 5 INTERIOR FEATURES

1. **The Country Kitchen: Residential appliance package** – Residential sized range, 30" microwave, residential refrigerator with ice and water, full-size pantry, and recessed stainless steel farm style sink
2. **Climate Control** – Dual whisper quiet A/C system providing 30,000 BTUs of cooling power, H-ducted for high efficiency output and vacuum bonded main floor and upper deck provides increased R-value
3. **Modern Woven Flooring** – Easy to maintain and clean
4. **Country Comfort Master Suite** – King bed standard with under the bed storage, washer and dryer prep and built-in fascia nightstands
5. **Country Home Fit and Finish** – Solid surface countertops, handcrafted Amish hardwood valances, window treatments and cabinets, and residential cold crack resistant flooring



The luxurious bedroom suite features a king bed with under-the-bed storage, walk-in wardrobe with washer and dryer prep, and built-in fascia nightstands.



For more information and to take a virtual walk-through, visit [www.heartlandrvs.com](http://www.heartlandrvs.com)





than wood. This process adds strength and durability that others are



Patent pending Super Store-More 3-sided access to basement with 30% more capacity.



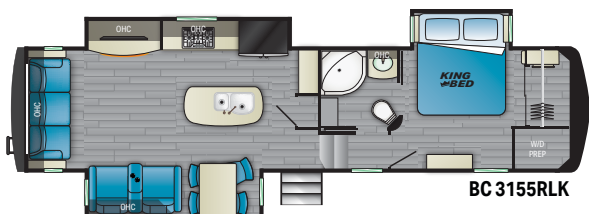
ge,  
s.



Our beautifully redesigned kitchen and living room features top of the line appliances, full size pantry and plenty of counter space with upgraded woven flooring and Amish hardwood throughout.

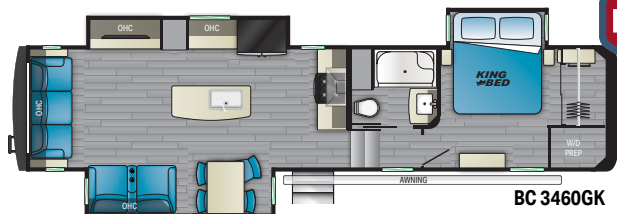






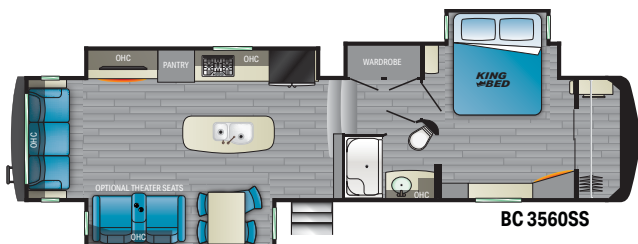
BC 3155RLK

Length – 36' 9"  
Height – 13' 3"  
Dry – 12,255 lbs.  
GVWR – 16,000 lbs.  
Hitch – 2,365 lbs.



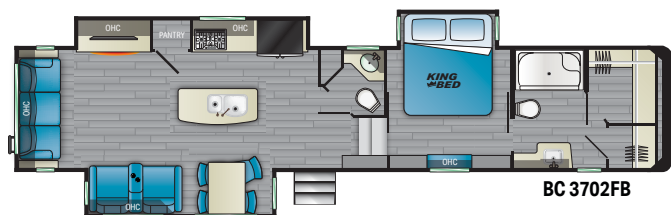
BC 3460GK

Length – 38' 10"  
Height – 13' 3"  
Dry – TBD  
GVWR – 16,000 lbs.  
Hitch – TBD



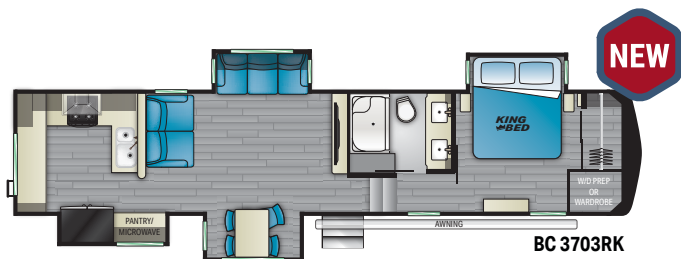
BC 3560SS

Length – 39' 10"  
Height – 13' 3"  
Dry – 13,214 lbs.  
GVWR – 16,000 lbs.  
Hitch – 2,930 lbs.



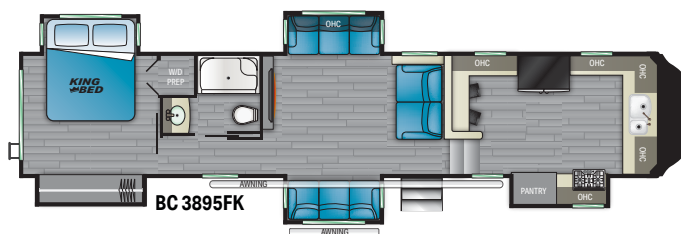
BC 3702FB

Length – 43' 1"  
Height – 13' 3"  
Dry – 13,500 lbs.  
GVWR – 16,250 lbs.  
Hitch – 3,540 lbs.



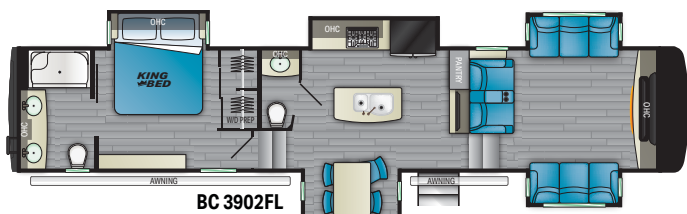
BC 3703RK

Length – 41' 1"  
Height – 13' 3"  
Dry – 13,140 lbs.  
GVWR – 16,500 lbs.  
Hitch – 2,780 lbs.



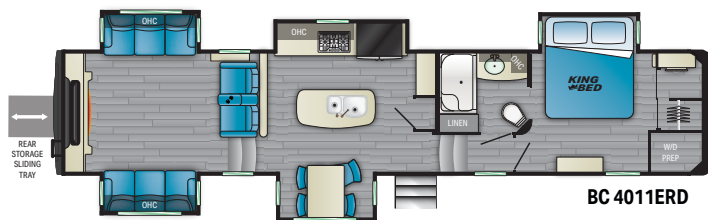
BC 3895FK

Length – 43' 3"  
Height – 13' 3"  
Dry – 14,141 lbs.  
GVWR – 16,500 lbs.  
Hitch – 2,907 lbs.



BC 3902FL

Length – 43' 7"  
Height – 13' 3"  
Dry – 14,004 lbs.  
GVWR – 16,500 lbs.  
Hitch – 3,657 lbs.



BC 4011ERD

Length – 43' 0"  
Height – 13' 3"  
Dry – 14,210 lbs.  
GVWR – 16,500 lbs.  
Hitch – 3,175 lbs.



WWW.HEARTLANDRV.COM



Product information is as accurate as possible as of the date of publication of this brochure. Due to Heartland's commitment to continuous product improvement, floorplans, materials, components, features, measurements, specifications, options, etc. are subject to change at any time without notice or obligation. In certain conditions some additional equipment may be needed. Photos may show optional equipment or props used for photography purposes only. Heartland has listed the approximate base weight of the trailer without the optional equipment included. Optional equipment will impact the weight of the trailer. Please locate the weight sticker attached to the trailer you are considering for the most accurate trailer weight. Tow Vehicle Caution: Owners of Heartland recreational vehicles are solely responsible for the selection and proper use of tow vehicles. All customers should consult with the motor vehicle manufacturer or their dealer concerning the purchase and use of suitable tow vehicles for Heartland products. Heartland disclaims any liability or damages suffered as a result of the selection, operation, use or misuse of a tow vehicle. Heartland's limited warranty does not cover damage to the recreational vehicle or the tow vehicle as a result of the selection of the tow vehicle. \*Overall length defined as the body length of the trailer excluding hitch meaning bumper to cap. It does not include rear ladder or spare tire. Optional pin boxes will affect overall length.