

TRAIL RUNNER

TOP REASONS TO OWN A TRAIL RUNNER

TOP 5 INTERIOR FEATURES

1. Roller shades in main living area
2. Woven flooring in all slide rooms – No more carpet
3. Master Suite - Residential 60"x 80" queen bed , oversized wardrobes, built in CPAP storage, and wireless cell charging stations
4. 10 cu ft 12 Volt Refrigerators
5. Upgraded pressed counters in all kitchens



TOP 5 EXTERIOR FEATURES

1. Secure step entry steps with extra large handle
2. Griddle in all outside kitchens - More versatile than two burner stove
3. Hybrid Aluminum Front Profile - Aerodynamic radius front cage structure for better wind and water deflection, adding strength and reduces tongue weight
4. Mammoth Storage - Industry leading 57 cu. Ft. Pass Thru Storage
5. Exterior speakers with LED lights



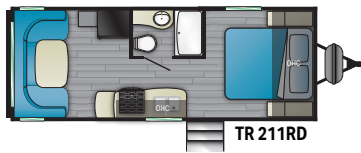
OUTDOOR LIFESTYLE

INDOOR LUXURY

BROUGHT TO YOU BY

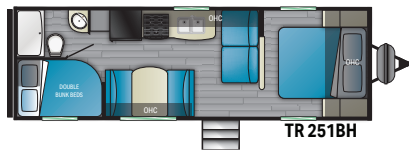


TRAIL RUNNER



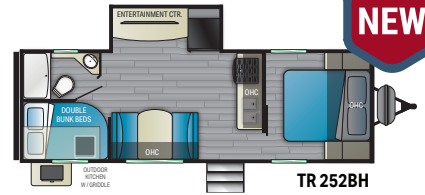
TR 211RD

Length - 25' 3" Dry - 4,502 Hitch - 570



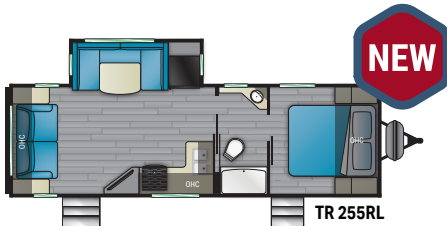
TR 251BH

Length - 29' 1" Dry - 4,814 Hitch - 528



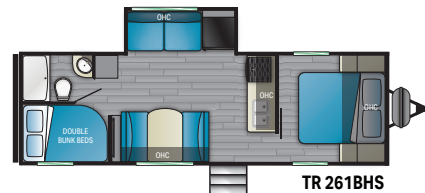
TR 252BH

Length - 28' 8" Dry - TBD Hitch - TBD



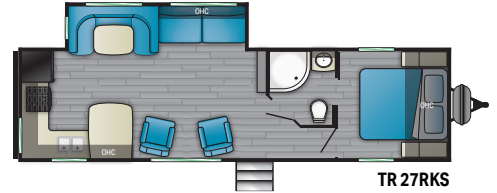
TR 255RL

Length - TBD Dry - TBD Hitch - TBD



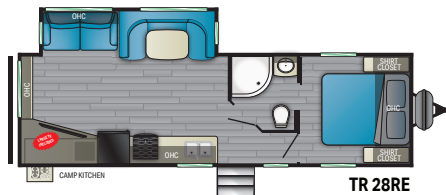
TR 261BHS

Length - 30' 9" Dry - 6,196 Hitch - 718



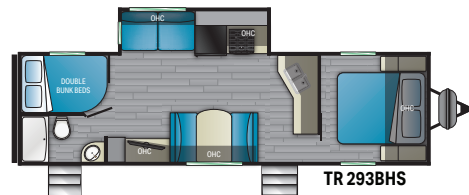
TR 27RKS

Length - 33' 3" Dry - 6,840 Hitch - 820



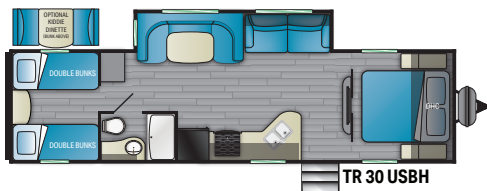
TR 28RE

Length - 32' 3" Dry - 6,416 Hitch - 670



TR 293BHS

Length - 33' 3" Dry - 6,840 Hitch - 820



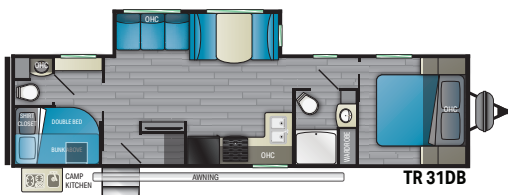
TR 30 USBH

Length - 33' 11" Dry - 6,785 Hitch - 875



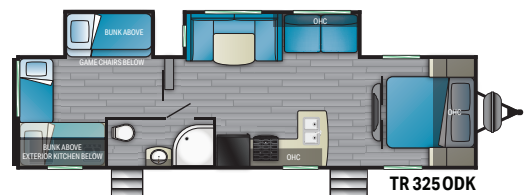
TR 30RBK

Length - 35' 4" Dry - 6,970 Hitch - 750



TR 31DB

Length - 36' 9" Dry - 7,240 Hitch - 810



TR 325ODK

Length - 36' 4" Dry - 7,980 Hitch - 940

Product information is as accurate as possible as of the date of publication of this brochure. Due to Heartland's commitment to continuous product improvement - floorplans, materials, components, features, measurements, specifications, options, etc. are subject to change at any time without notice or obligation. In certain conditions some additional equipment may be needed. Photos may show optional equipment or props used for photography purposes only.

Heartland has listed the approximate base weight of the trailer without the option equipment included. Option equipment will impact the weight of the trailer. Please locate the weight sticker attached to the trailer you are considering for the most accurate trailer weight.

Tow Vehicle Caution: Owners of Heartland recreational vehicles are solely responsible for the selection and proper use of tow vehicles. All customers should consult with a motor vehicle manufacturer or their dealer concerning the purchase and use of suitable tow vehicles for Heartland products. Heartland disclaims any liability or damages suffered as a result of the selection, operation, use or misuse of a tow vehicle. Heartland's limited warranty does not cover damage to the recreational vehicle or the tow vehicle as a result of the selection of the tow vehicle.

www.heartlandrvs.com

