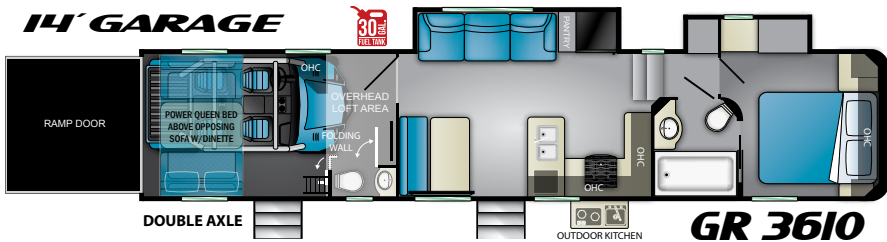
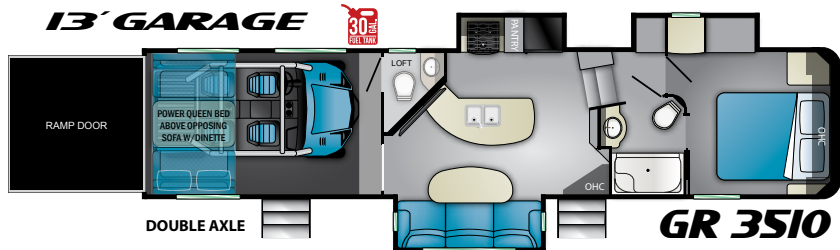
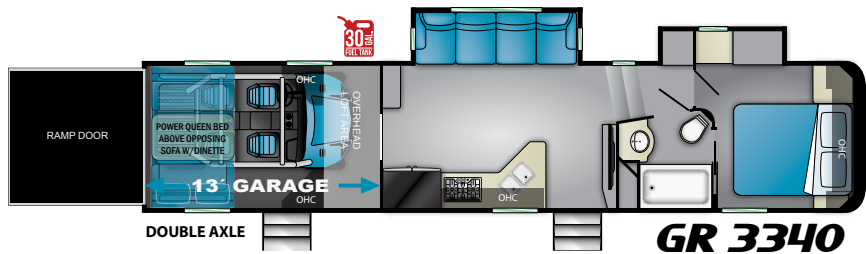


# **GRAVITY**



## **FEEL THE ATTRACTION...**



# GRAVITY

MODEL	3340	3510	3610
LENGTH	40' 2"	38' 7"	42' 0"
HEIGHT	13' 3"	13' 3"	13' 3"
DRY	TBD	12,975	13,670
HITCH	TBD	3,300	3,540
GVWR	17,000	17,000	17,000
CCC	TBD	3,977	3,282
TANKS	100 <sup>Fresh</sup> 85 <sup>G</sup> 45 <sup>B</sup>	100 <sup>Fresh</sup> 74 <sup>G</sup> 85 <sup>B</sup>	100 <sup>Fresh</sup> 45 <sup>G</sup> 90 <sup>B</sup>

## STANDARD FEATURES

### Gravity "Mission" Package:

- Solid Stained Hardwood Doors & Drawers
- LED Interior Lighting
- Drawers with Full Extension Drawer Guides
- Stainless Steel Kitchen Sink with Residential Style Faucet
- Microwave
- 8 Cu. Stainless Steel Refrigerator
- 15K BTU Ducted A/C System
- 2nd A/C Prep
- 8 Gal DSI 110/12V Water Heater with Bypass
- Large Shower with Skylight
- Toilet with Foot Flush
- Queen Bed
- Cold Crack Resistant Floor
- Cable TV & Satellite Prep
- DVD/CD/Radio Entertainment Package

- Pleated Night Shades
- Quad Aluminum Entry Steps
- Power Bed with Convertible Sofa
- Reclining Sofa Seating with Fold Down Counsel Featuring Cup Holders & USB

### Gravity "Apollo" Package:

- Wide Body Construction
- High Gloss
- Aluminum Framed & Laminated Sidewalls
- Tinted Safety Glass Windows
- Aluminum Rims
- Spare Tire
- Dexter 7000# Axles
- Power Front Landing Gear
- Power Rear Stabilizers
- Universal Docking Station with Black Tank Flush

- Heated & Enclosed Underbelly
- LED Stop/Turn/Tail Lights
- Twin 30# LP Tanks
- Exterior Speakers
- Back-up Camera Prep
- Power Awning with LED Light
- Solar Prep
- Triple Entry Garage Steps
- Fuel Station with Gen Prep
- Rear Ramp Door

### Options:

- 5.5 Onan Gas Generator
- Ramp Door Patio With Quick Connect Patio System
- 50" Living Room TV
- Electric 6 Point Leveling
- 2nd 13.5K BTU Air Conditioner

# www.HEARTLANDRVs.com



Product information is as accurate as possible as of the date of publication of this brochure. Due to Heartland's commitment to continuous product improvement - floorplans, materials, components, features, measurements, specifications, options, etc. are subject to change at any time without notice or obligation. In certain conditions some additional equipment may be needed. Photos may show optional equipment or props used for photography purposes only.

Heartland has listed the approximate base weight of the trailer without the optional equipment included. Optional equipment will impact the weight of the trailer. Please locate the weight sticker attached to the trailer you are considering for the most accurate trailer weight.

Tow Vehicle Caution: Owners of Heartland recreational vehicles are solely responsible for the selection and proper use of tow vehicles. All customers should consult with a motor vehicle manufacturer or their dealer concerning the purchase and use of suitable tow vehicles for Heartland products. Heartland disclaims any liability or damages suffered as a result of the selection, operation, use or misuse of a tow vehicle. Heartland's limited warranty does not cover damage to the recreational vehicle or the tow vehicle as a result of the selection of the tow vehicle.

250 Litho 9/19



Heartland Recreational Vehicles  
2831 Dexter Drive  
Elkhart, Indiana 46514  
574-262-5992

Your Authorized Heartland Dealer: