

BIGHORN

TRAVELER



Models and Specs

TRAVELER

Discovery Package:

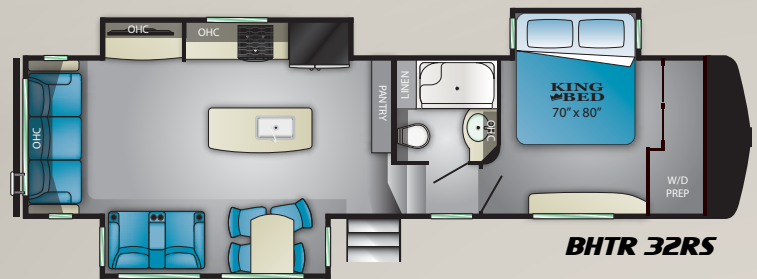
- Milo Maple cabinetry w/ hidden hinges and full extension roller drawer guides
- 1.6 cu. ft. stainless steel microwave
- 15 cu ft. residential refrigerator
- 22" oven w/ 3 burner cooktop and tempered glass stove cover
- Tri-fold sleeper sofa and power theater seating w/ heat and massage
- Free standing dinette w/ 4 chairs (2 folding)
- 50" LED TV
- Residential cold crack resistant flooring
- 5,000BTU electric fireplace
- CENTRAL VAC
- Recessed LED ceiling lights
- CEILING FAN
- Glass shower door
- Porcelain commode w/ foot flush
- Upgraded king mattress
- Roller night shades
- Washer/dryer prep.

Interstate Package:

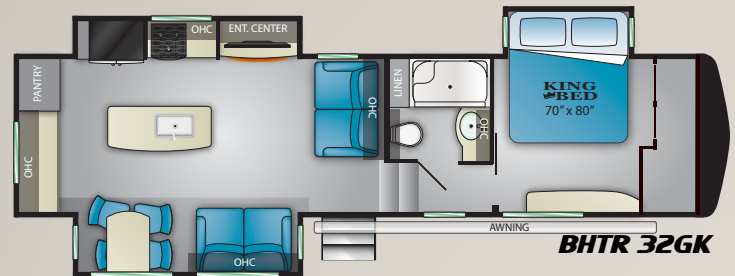
- Fiberglass front cap w/ partial paint
- Dexter axles and Nev R adjust brakes
- 16' F-range tires w/ aluminum style wheels
- Spare tires and easy access carrier
- 6-point hydraulic auto leveling
- Fiberglass sidewalls
- Upgraded graphics
- Rear ladder
- Power awning with LED light strip
- Solar prep and conduit
- Rear back up camera prep
- Aluminum quad secure entry step
- Ducted main A/C system

Options:

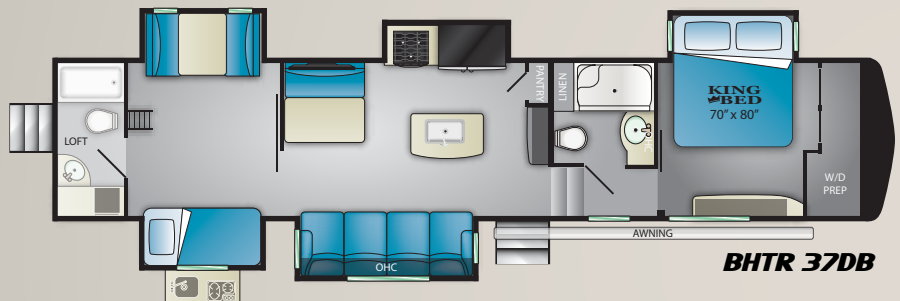
- Dual pane windows
- 2nd AC
- Generator prep
- 12 cu ft 4 door gas/electric refrigerator
- 32" LED bedroom TV
- 32" TV in bunkroom (39MB)
- Bunks IPO 70" sofa (39MB)



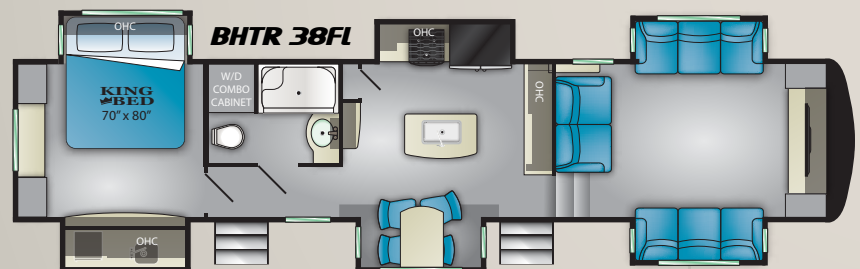
BHTR 32RS



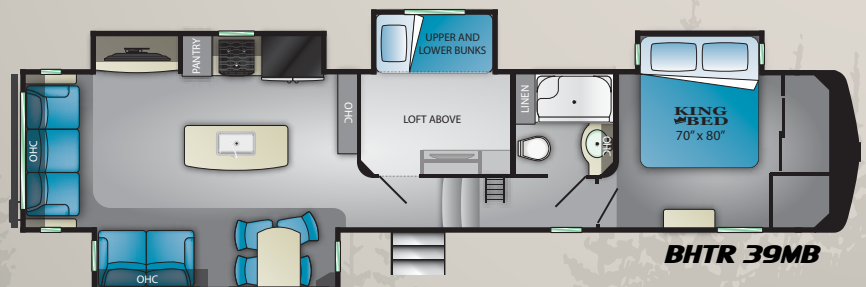
BHTR 32GK



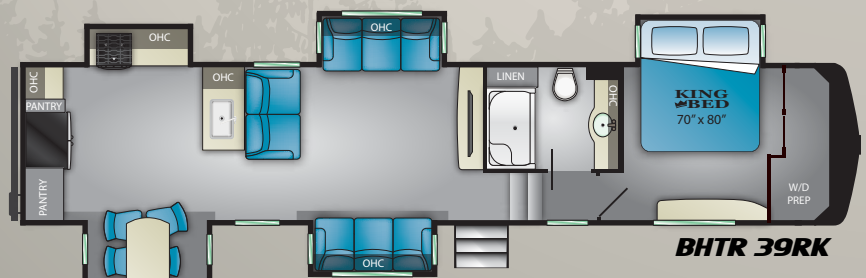
BHTR 37DB



BHTR 38FI



BHTR 39MB



BHTR 39RK

Essential Features

TRAVELER



BIGHORN TRAVELER	GVWR	UVW	PIN WEIGHT	LENGTH OVERALL	EXTERIOR HEIGHT
32RS	16,000	11,925	2,290	35'9"	13'3"
32GK	16,000	11,310	1,965	35'9"	13'3"
37DB	TBD	TBD	TBD	TBD	TBD
38FL	16,000	13,450	2,970	41'3"	13'3"
39MB	16,000	13,210	2,470	41'5"	13'3"
39RK	16,000	13,210	2,470	42'1"	13'3"

Note: Overall Length defined as tow point (King pin for 5th wheel trailers) to rear bumper. It does not include the rear ladder. Add 9" w/ Extended Pin Box

Rolling Adventure.

Product information is as accurate as possible as of the date of publication of this brochure. Due to Heartland's commitment to continuous product improvement, floorplans, materials, components, features, measurements, specifications, options, etc. are subject to change at any time without notice or obligation. In certain conditions some additional equipment may be needed. Photos may show optional equipment or props used for photography purposes only. Heartland has listed the approximate base weight of the trailer without the optional equipment included. Optional equipment will impact the weight of the trailer. Please locate the weight sticker attached to the trailer you are considering for the most accurate trailer weight.

Tow Vehicle Caution: Owners of Heartland recreational vehicles are solely responsible for the selection and proper use of tow vehicles. All customers should consult with the motor vehicle manufacturer or their dealer concerning the purchase and use of suitable tow vehicles for Heartland products. Heartland disclaims any liability or damages suffered as a result of the selection, operation, use or misuse of a tow vehicle. Heartland's limited warranty does not cover damage to the recreational vehicle or the tow vehicle as a result of the selection of the tow vehicle.

30,000 Litho 1/20

Heartland Recreational Vehicles

www.heartlandrvs.com
2831 Dexter Drive
Elkhart, Indiana 46514
574-262-5992

